

IFD576

576 Featherweight Daylight LED Light

QUICK START GUIDE



What's Included

- 1 x IFD576
- 1 X AC Adapter + Power Cord
- 1 x Remote Control
- 1 x Yoke
- 1 x Diffuser
- 1 x AB Mount Plate (Attached)
- 1 x AB to V-Mount Adapter

CHECKED BY

ikan

www.ikancorp.com

support@ikancorp.com

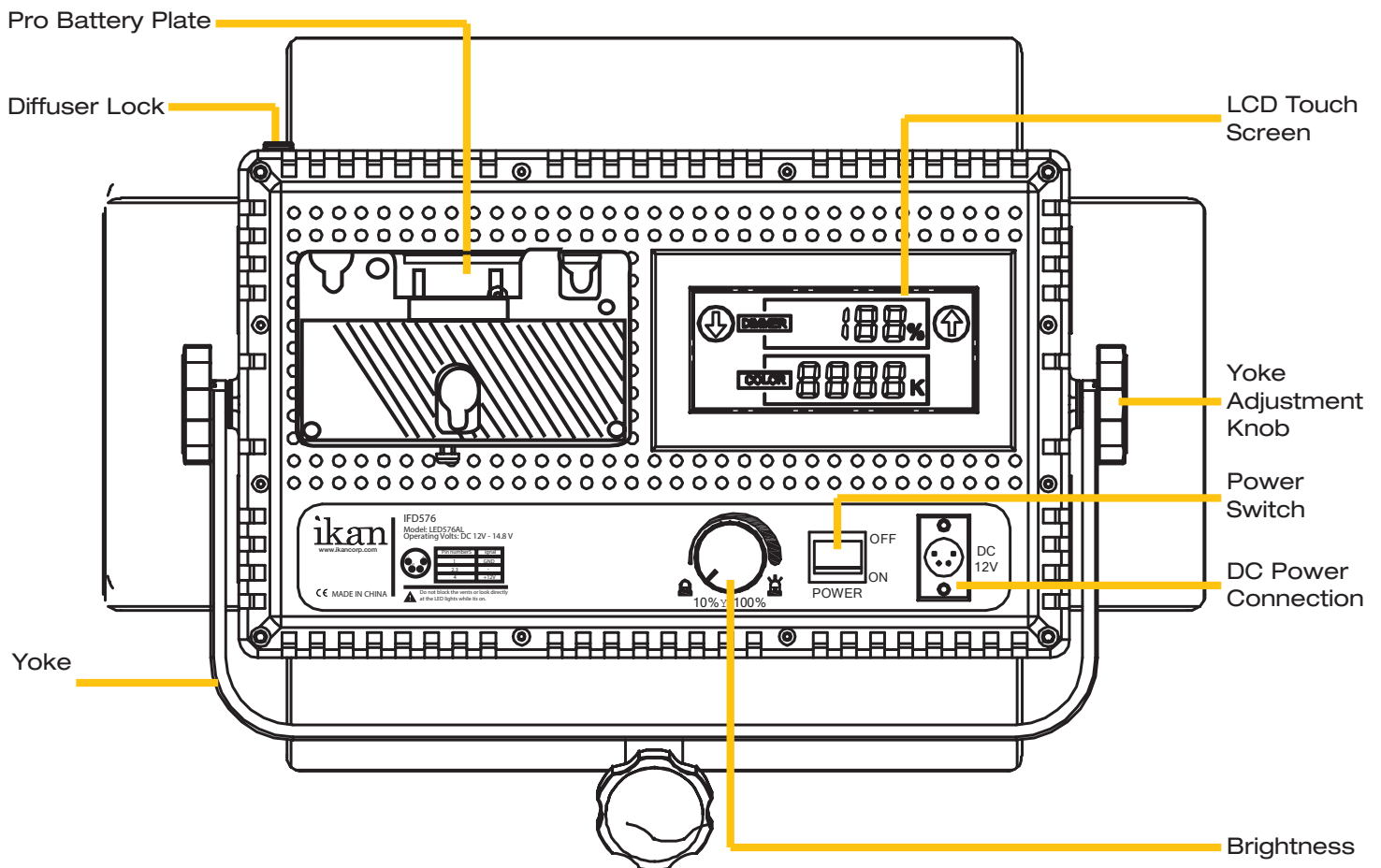
713.272.8822

© 2015 ikan Corporation. All rights Reserved

IFD576

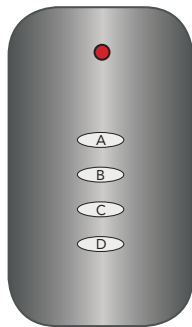
Getting Started

1. Connect the included AC Adapter to power the IFD576 light.
2. Turn the light on/off with the power switch.
3. Control the amount of light with the dimmer knob. Adjust the intensity of the light by turning the dimmer knob clock-wise to increase the intensity, and counter clock-wise to reduce it.
4. The IFD576 can also be powered by pro battery.



Specifications

Product Specs	
Beam Angle	60°
Build Material	Heavy Duty Plastic
Control	Local Knob & Touchscreen
Cooling System	Passive Cooling
Dimensions	13.5" x 8.5" x 2.75"
Dimming	0-100%
Focusing	NO
Foot Candles	520.6
Head Type	Daylight
Lens	60° Lens
Light Source	576 0.06 watt LED @5600K
Mount	Yoke
Operating Volts	12-24v
Power Supply	12v @ 3.33 Amps
Rating	120v @ 60 Hz
Yoke	60°
Fixture Size	14" x 8.5" x 2.75"
Fixture Weight	4 lbs
Shipping Weight	7 lbs



Remote Control Button Functions

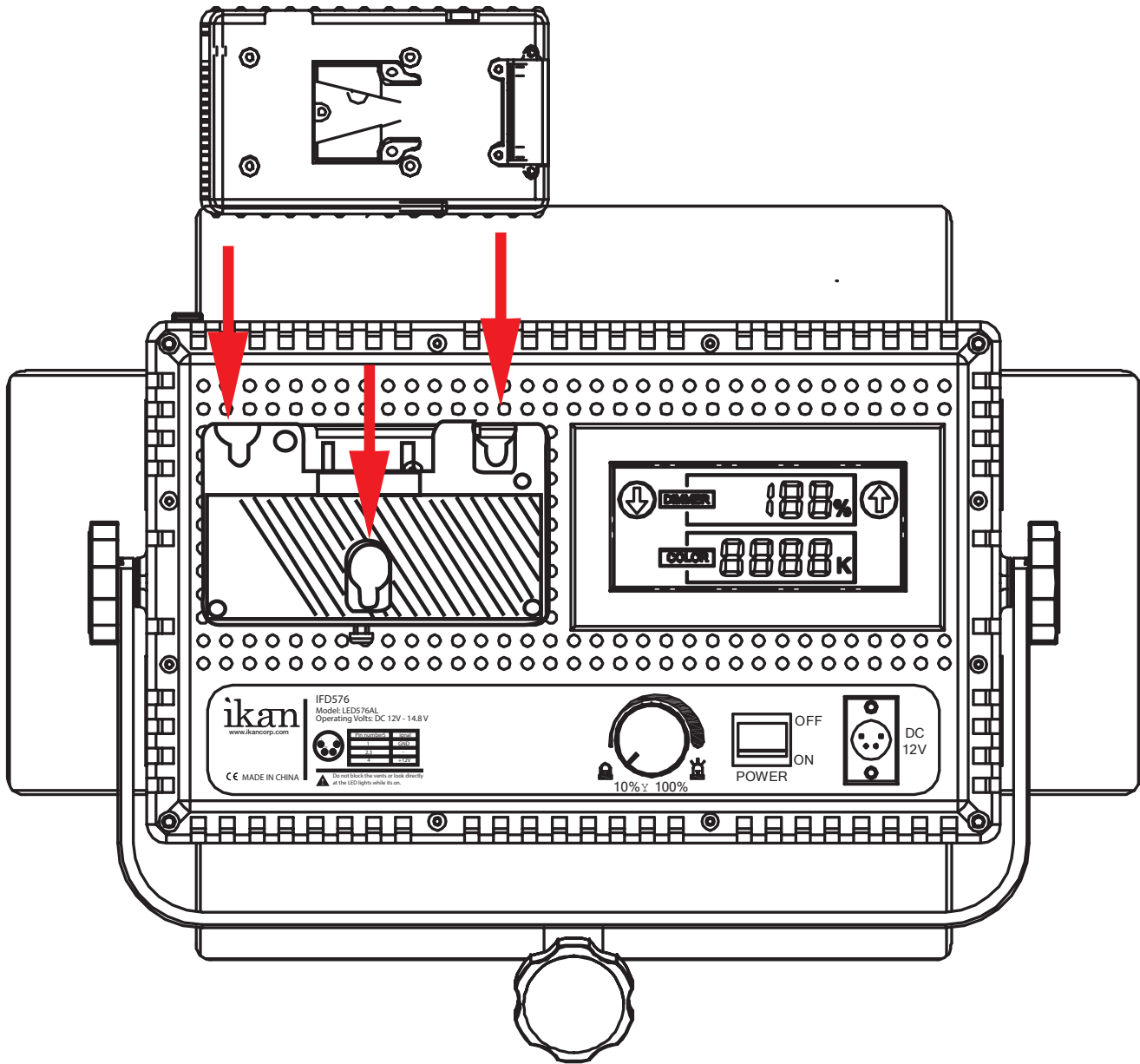
Press & hold "A" for 5 seconds to sync remote control to light.
 Press "A" to power ON/OFF
 Press "B" to adjust 4 levels of light intensity in increments of 25%
 Press & hold "B" for 5 seconds to enable/disable sound
 Hold down "C" to increase light intensity 0%-100%
 Hold down "D" to decrease light intensity 100%-0%



Optional Accessories

IB-L130A AB-Mount Professional Battery
 IB-L130S V-Mount Professional Battery
 IB-LD160 A
 IB-LD160 S
 C-2KA-KIT
 C-2KS-KIT

Connecting AB-Mount to V-Mount



Learn More

More dynamic information at official website: www.ikancorp.com

Support

Contact email: support@ikancorp.com

CONDITIONS OF WARRANTY SERVICE

- Free service for one year from the day of purchase if the problem is caused by manufacturing errors.
- The components and maintenance service fee will be charged if the warranty period is expired.

Free Service will not be Provided in the Following Situations:(*Even if the product is still within the warranty period.)

- Damage caused by abuse or misuse, dismantling, or changes to the product not made by the company.
- Damage caused by natural disaster, abnormal voltage, and environmental factors, etc.