

IFB576

576 Featherweight Bi-Colored LED Light

QUICK START GUIDE



What's Included

- 1 x IFB576
- 1 x Yoke
- 1 x Remote Control
- 1 x Diffuser
- 1 x AC Adapter + Power Cord
- 1 x AB Mount Plate (Attached)
- 1 x IB-BTE AB to V-Mount Adapter Plate

CHECKED BY

ikan

www.ikancorp.com

support@ikancorp.com

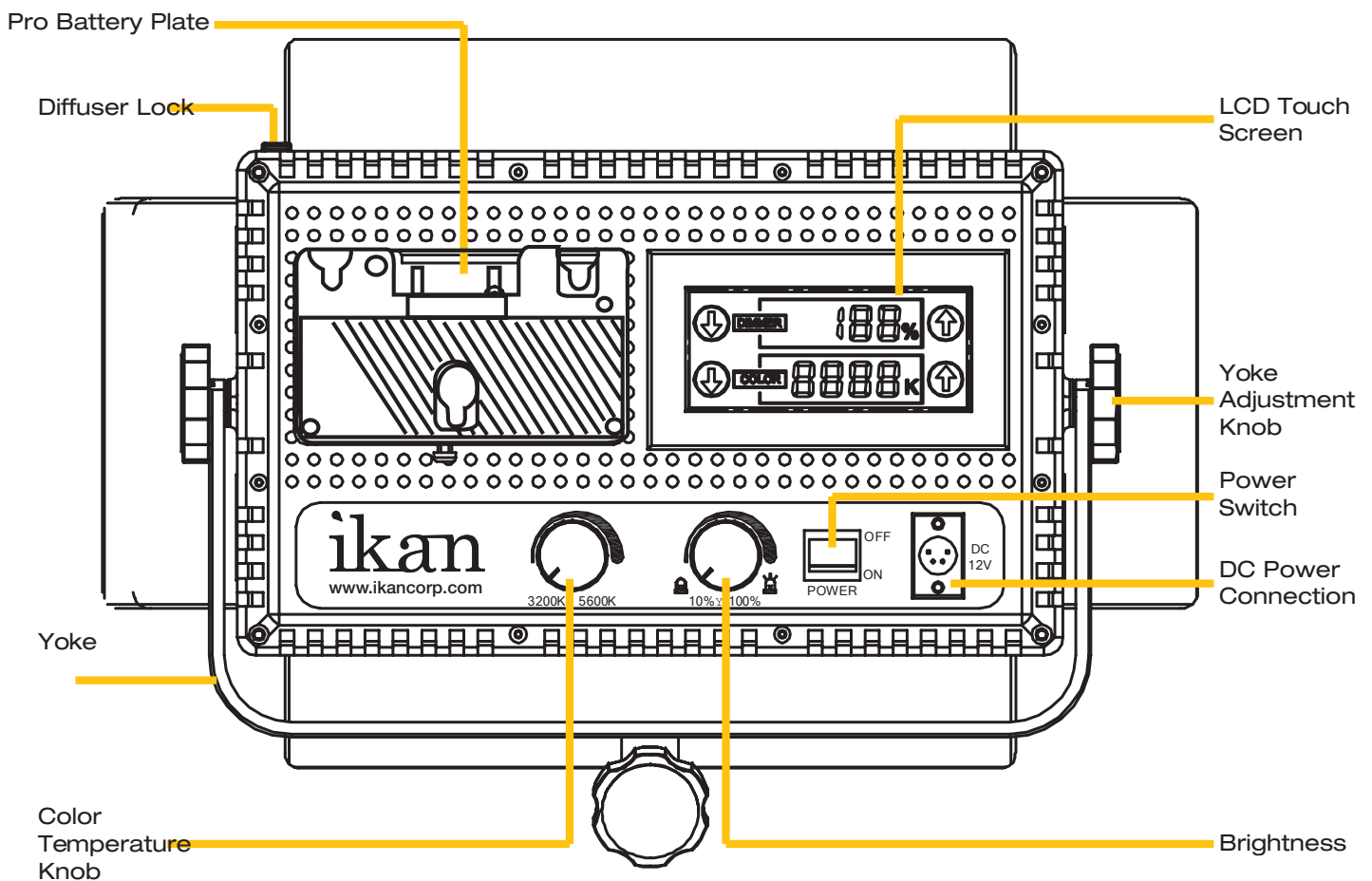
713.272.8822

© 2015 ikan Corporation. All rights Reserved

IFB576

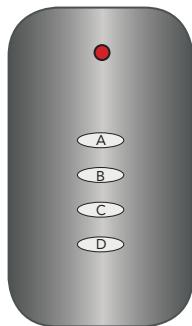
Getting Started

1. Connect the included AC Adapter to power the IFB576 light.
2. Turn the light on/off with the power switch.
3. Control the amount of light with the dimmer knob. Adjust the intensity of the light by turning the dimmer knob clock-wise to increase the intensity, and counter clock-wise to reduce it.
4. The IFB576 can also be powered by pro battery.



Specifications

Product Specs	
Beam Angle	60°
Build Material	Heavy Duty Plastic
Color Temperature	3200K (±100) / 4000(±100K) / 5600(±100K)
Control	Local Knob Control & Touchscreen
Cooling System	Passive Cooling
Dimming	0-100%
Fixture Size	14" x 8.5" x 2.75"
Focusing	NO
Foot Candles	323.9 / 409.0 / 587.2
Head Type	Bi-Color
Lens	60° Lens
Light Source	288 0.06watt LED @ 5600K / 288 0.06watt LED @ 3200K
Mount	Yoke
Power Supply	12v @ 3.33 Amps
Rating	120v @ 60Hz
Fixture Weight	4 lbs
Shipping Weight	25 lbs



Remote Control Button Functions

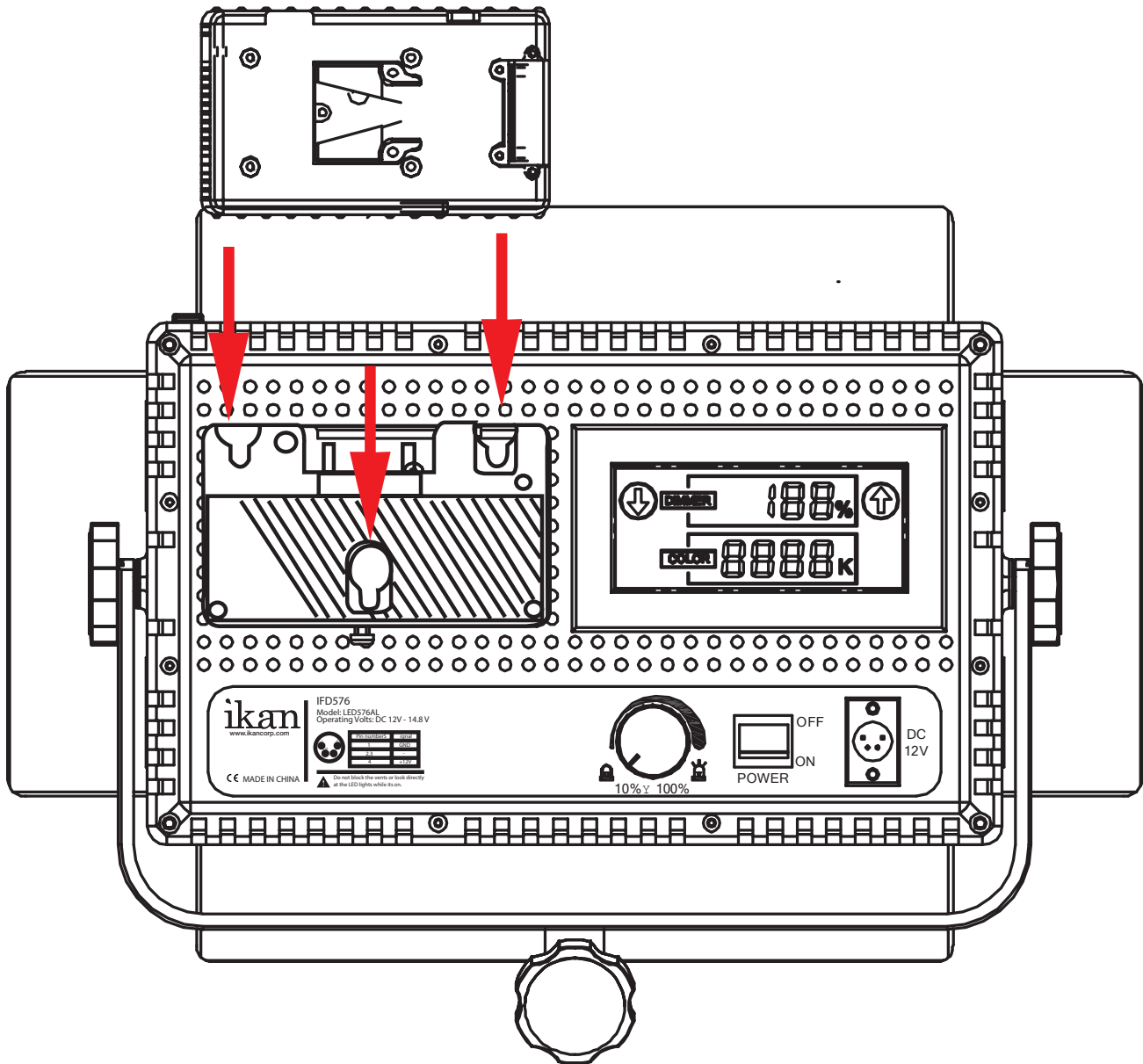
Press & hold "A" for 5 seconds to sync remote control to light.
 Press "A" to power ON/OFF
 Press "B" to adjust 4 levels of light intensity in increments of 25%
 Press & hold "B" for 5 seconds to enable/disable sound
 Hold down "C" to increase light intensity 0%-100%
 Hold down "D" to decrease light intensity 100%-0%



Optional Accessories

C-2KA-KIT	C-2KA-KIT
C-2KS-KIT	C-2KS-KIT
PWRGP-1	PWRGP-1
IB-L130A	IB-L130A
IB-L 130S	IB-L 130S
IB-LD160	IB-LD160

Connecting AB-Mount to V-Mount



Learn More

More dynamic information at official website: www.ikancorp.com

Support

Contact email: support@ikancorp.com

CONDITIONS OF WARRANTY SERVICE

- Free service for one year from the day of purchase if the problem is caused by manufacturing errors.
- The components and maintenance service fee will be charged if the warranty period is expired.

Free Service will not be Provided in the Following Situations:(*Even if the product is still within the warranty period.)

- Damage caused by abuse or misuse, dismantling, or changes to the product not made by the company.
- Damage caused by natural disaster, abnormal voltage, and environmental factors, etc.