

FUNCTION INTRODUCTION

Video Indicator Instruction

Connected	Disconnected	Pairing	Connected Normal Signal	Connected Normal Signal
Display Color	Red	Red	Green	Yellow
Condition	Flashing Slowly	Flashing Rapidly	Always on	Flashing Slowly

Video Indicator Instruction

Video Source Connection	Connected	Disconnected
Display Color	Yellow	Yellow
Condition	Always on	

TROUBLE SHOOTING

No output on display

- a) Check TX and RX power first, if power supply through battery or external power source , please make sure the battery or external power source works normally;
- b) Check if TX antenna and RX antenna installed right and steady ;
- c) Check if the HDMI cable is reliable ;
- d) Finally, check if the input video format is compatible with this product specs.

Poor output video quality

- a) Check if the HDMI cable is reliable ;
- b) Make sure the transmitter and receiver are placed at least 1.5 meters above the ground;
- c) Please check link indicator , if the light become yellow and flashing slowly , please switch to another frequency channel or shorten the distance between transmitter and receiver.

FCC STATEMENT

- 1, This device complies with Part 15 of the FCC Rules. Operation is subject to the following two conditions:
- (1) This device may not cause harmful interference.
- (2) This device must accept any interference received, including interference that may cause undesired operation.
- 2, Changes or modifications not expressly approved by the party responsible for compliance could void the user's authority to operate the equipment.

NOTE

This equipment has been tested and found to comply with the limits for a Class B digital device, pursuant to Part 15 of the FCC Rules. These limits are designed to provide reasonable protection against harmful interference in a residential installation.

This equipment generates uses and can radiate radio frequency energy and, if not installed and used in accordance with the instructions, may cause harmful interference to radio communications. However, there is no guarantee that interference will not occur in a particular installation. If this equipment does cause harmful interference to radio or television reception, which can be determined by turning the equipment off and on, the user is encouraged to try to correct the interference by one or more of the following measures:

- Reorient or relocate the receiving antenna.
- Increase the separation between the equipment and receiver.
- Connect the equipment into an outlet on a circuit different from that to which the receiver is connected.
- Consult the dealer or an experienced radio/TV technician for help.

RF WARNING STATEMENT

The device has been evaluated to meet general RF exposure requirement. The device can be used in portable exposure condition without restriction.

HEALTH AND SAFETY DISCLAIMER

This device complies with Part 15 of the FCC Rules. Operation is subject to the following two conditions:

- (1) this device may not cause harmful interference, and (2) this device must accept any interference received, including interference that may cause undesired operation.

Please review FCC's Radio Frequency Safety before the operation at <https://www.fcc.gov/general/radio-frequency-safety-0>.

The following recommendations are made to help maintain RF safety in the Film and Television production environment:

1. All IKAN transmitters are certified for FCC Part 15 and comply with the following:
- a. The transmitter has a legible FCC ID number on the manufacturer's product tag affixed to the unit.
  - b. The transmitter has not been modified in any way from its original state as delivered by the manufacturer.
  - c. All transmitter cabling is in good condition and properly attached.
2. The operator should have a clear understanding of the requirements for operating the equipment to maintain unconditional compliance with the MPE\* (Maximum Permissible Exposure) limits for both controlled and uncontrolled environments.
3. The operator should review the FCC policy on human exposure to radio frequency on FCC's website: <https://www.fcc.gov/general/radio-Frequency-safety-0>.
4. When the "unconditionally compliant" condition cannot be met , the operator should mitigate the exposure danger by observing the time limit for RFR exposure so as not to exceed the MPE\*.

HEALTH AND SAFETY DISCLAIMER

5.When a wireless video transmitter is used that is not certified under FCC Part 15 and requires a Special Temporary Authorization (STA) from the FCC, the operator should understand the potential for RFR exposure and take precautions to not exceed the MPE during the course of work. (Such equipment is typically used for long-range shots and uses high-powered transmitters and high-gain directional antennas.)

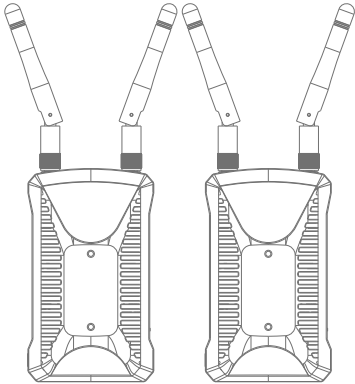
6.The operator should be aware of the RF environment to understand what other transmitters may contribute to the total exposure to RFR.

7.Cinematographers should receive specialized training regarding the identification and mitigation of RF Safety issues in the workplace.

By using this product, you hereby acknowledge that you have read this disclaimer and warnings carefully and that you understand and agree to abide by the terms and conditions herein. You agree that you are solely responsible for your own conduct while using this product, and for any consequences thereof. You agree to use this product only for purposes that are proper and in accordance with all applicable laws, rules, and regulations, and all terms, precautions, practices, policies and guidelines IKAN has made and may make available.

IKAN accepts no liability for damage, injury or any legal responsibility incurred directly or indirectly from the use of this product. The user shall observe safe and lawful practices including, but not limited to, those set forth in this document.

\* This means that as long as a distance of at least 5 in. from the transmitting antenna is maintained, it is not possible to exceed the MPE limits set forth by the FCC.



BZL300

300FT DUAL HDMI WIRELESS HD VIDEO TRANSMISSION SYSTEM

PACKING LIST

- Transmitterx1
- Hot Shoe x1
- Receiver x 1
- Mount Adapter x1
- Antennax5
- DC Adapterx1
- User Manualx1

FUNCTION INTRODUCTION

■ Pairing Function

Long press the pairing button , then the link indicator will flashing red , the transmitter and receiver will enter pairing mode; When pairing successful and video is received , video indicator will become yellow , link indicator will become green and always on.

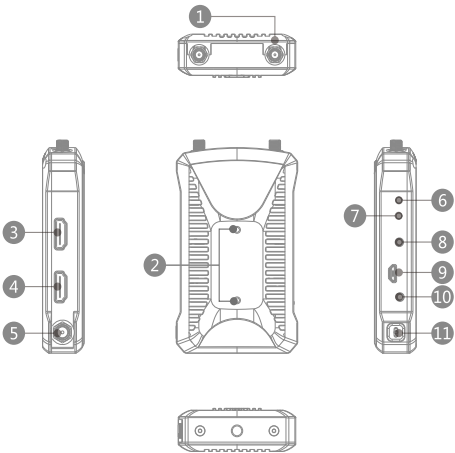
■ Channel Setting Function

Double-click channel selection button to switch channel

■ OSD Function

Long press channel/OSD button on receiver to callout OSD, it will display wireless parameter and version infomation.Single press or no-operation after 10S , OSD will disappear.

TRANSMITTER INTERFACES INTRODUCTION



- 1

Antenna Port
- 2

Mount Adapter Threads
- 3

HDMI Loop Out
- 4

HDMI Input
- 5

DC Input
- 6

Video Indicator

7

Link Indicator

8

Channel selection button

9

USB upgrade port

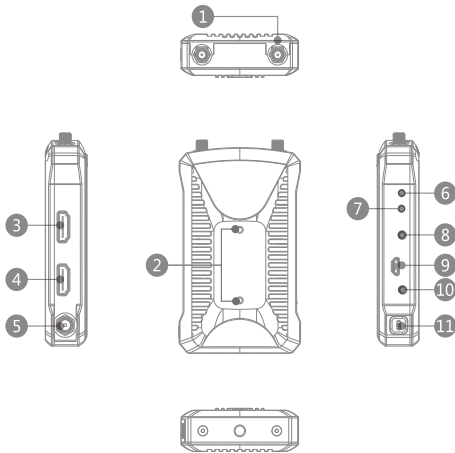
10

Pairing Button

11

Power Switch

RECEIVER INTERFACES INTRODUCTION



- 1

Antenna Port
- 2

Mount Adapter Threads
- 3

HDMI Output 1
- 4

HDMI Output 2
- 5

DC Input
- 6

Video Indicator

7

Link Indicator

8

Channel selection button

9

USB upgrade button

10

Pairing Button

11

Power Switch

PARAMETERS

	Transmitter	Receiver
Interface	HDMI Input Loop Out (Type A female) 2 Antenna port (RP-SMA male) DC Input、Micro USB Pairing Button、Channel Selection Button	HDMI Output 1、Output 2 (Type A female) 2 Antenna port ( RP-SMA male) DC Input、 Micro USB Pairing Button、 Channel Selection Button
Power Supply Voltage Range	6–16V DC	6–16V DC
Power Consumption	<6W	<5W
Weight	186g	186g
Size	(L x W x H):105*62*22mm not include antennas and battery plate	(L x W x H):105*62*22mm not include antennas and battery plate
Input Video Format	HDMI: 480P@60Hz 576P@50Hz 720P@50/60Hz 1080i@50/60 Hz 1080P@30/50/60 Hz	/
Output Video Format	/	HDMI: 480P@60Hz 576P@50Hz 720P@50/60 Hz 1080i@50/60 Hz 1080P@30/50/60 Hz
Frequency Band	5GHz	
Transmission Power	17dBm	
Transmission Latency	150ms	
Receiving Sensitivity	-80dBm	



**Ikan International**  
11500 S. Sam Houston Pkwy West  
Houston, TX 77031  
TEL:+1.713.272.8822  
FAX:+1.713.995.4994

**SALES**  
Reseller and Consumer  
sales@ikancorp.com

**MARKETING**  
Sponsorship, Partnership, Brand Ambassadors, and Media  
marketing@ikancorp.com

**SUPPORT**  
Returns, exchanges, and general support  
support@ikancorp.com

