

QUICK START GUIDE / **VG7-DK** 7" LCD MONITOR Deluxe Kit

INTRODUCTION

Thank you for purchasing the ikan VG7-DK Monitor. We know that you will be satisfied with our "V" series monitors. Please visit www.ikancorp.com for more information on our current and future products including our award-winning fluorescent studio lights and light accessories.

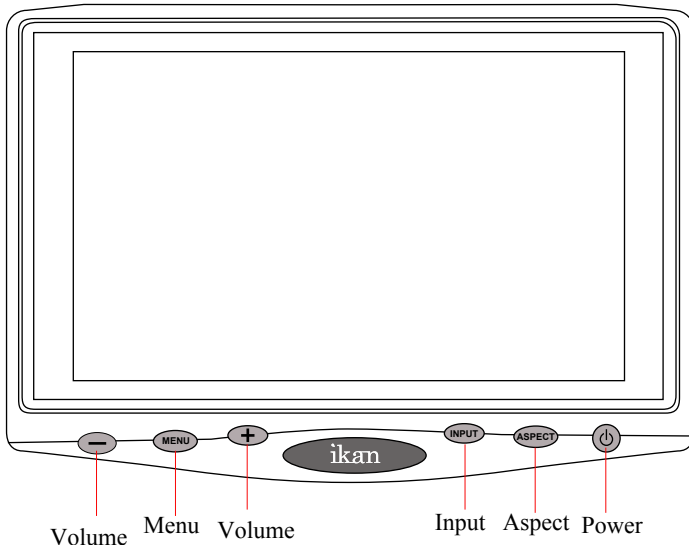
PACKAGE INCLUDES

- | | | |
|--|---|---|
| <input type="checkbox"/> VG7 LCD Monitor | <input type="checkbox"/> 2 x Composite Female RCA Cable | } (check one)
[Sony] [Canon] [Panasonic] |
| <input type="checkbox"/> AC Power Adapter | <input type="checkbox"/> Metal Carrying Case | |
| <input type="checkbox"/> Camera Shoe Mount | <input type="checkbox"/> DV Battery | |
| <input type="checkbox"/> VGA Cable | <input type="checkbox"/> DV Battery Plate AC107 | |
| <input type="checkbox"/> Remote Control | <input type="checkbox"/> DV Battery Charger | |

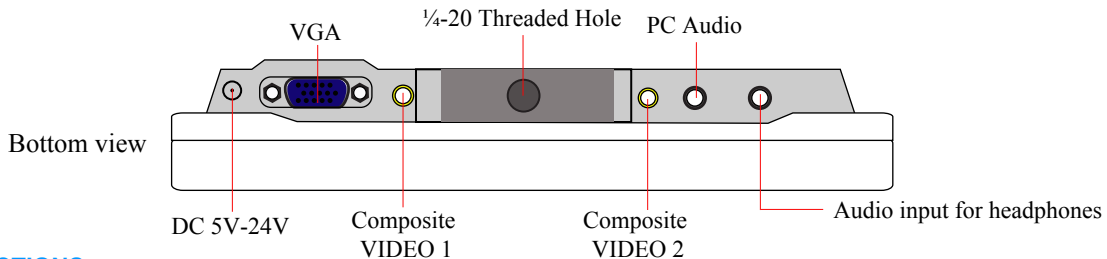
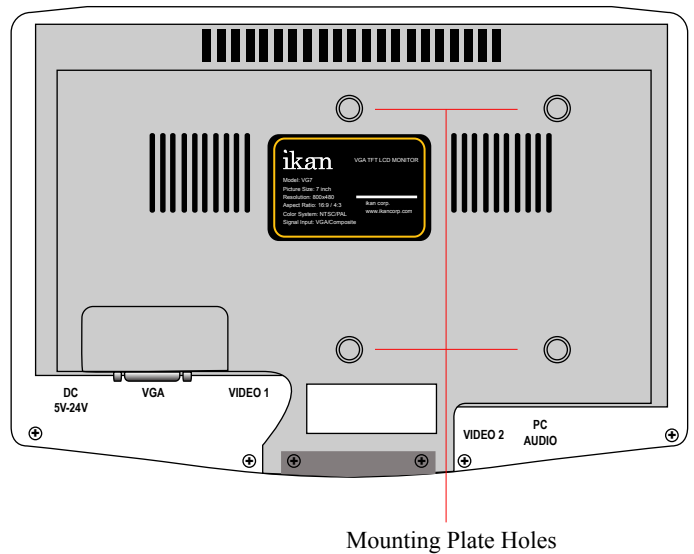


MONITOR DIAGRAMS

Front view



Back view



BUTTON FUNCTIONS

- | | |
|---|---|
| <p>1 Volume Buttons
Decreases and increases volume aswell as toggle through menu.</p> <p>2 Menu Button
It is to display brightness, contrast, phase, clock, H position, V position, language, auto, reset, volume, exit.</p> <p>3 Input Button
Video selections switch AV1, AV2, VGA</p> | <p>4 ASPECT Selection Button
Aspect: 16:9, 4:3, Full</p> <p>5 Power Button
Turns monitor on and off</p> |
|---|---|

CONDITIONS OF WARRANTY SERVICE

- Free service for one year from the day of purchase if the problem is caused by manufacturing errors.
- The components and maintenance service fee will be charged if the warranty period has expired.

Free Service will not be Provided in the Following Situations: (* Even if the product is still within the warranty period.)

- Damage caused by abuse or misuse, dismantling, or changes to the product not made by the company.
- Damage caused by natural disaster, abnormal voltage, and environmental factors etc.