

5" HDMI Monitor w/ Sunhood & E6 Battery Plate



What's Included

- 1 x VL5e Monitor
- 1 x AC Adapter
- 1 x Camera Shoe Mount
- 1 x Sun Visor
- 1 x Sunhood
- 1 x Canon E6 Battery Plate

ikan

www.ikancorp.com

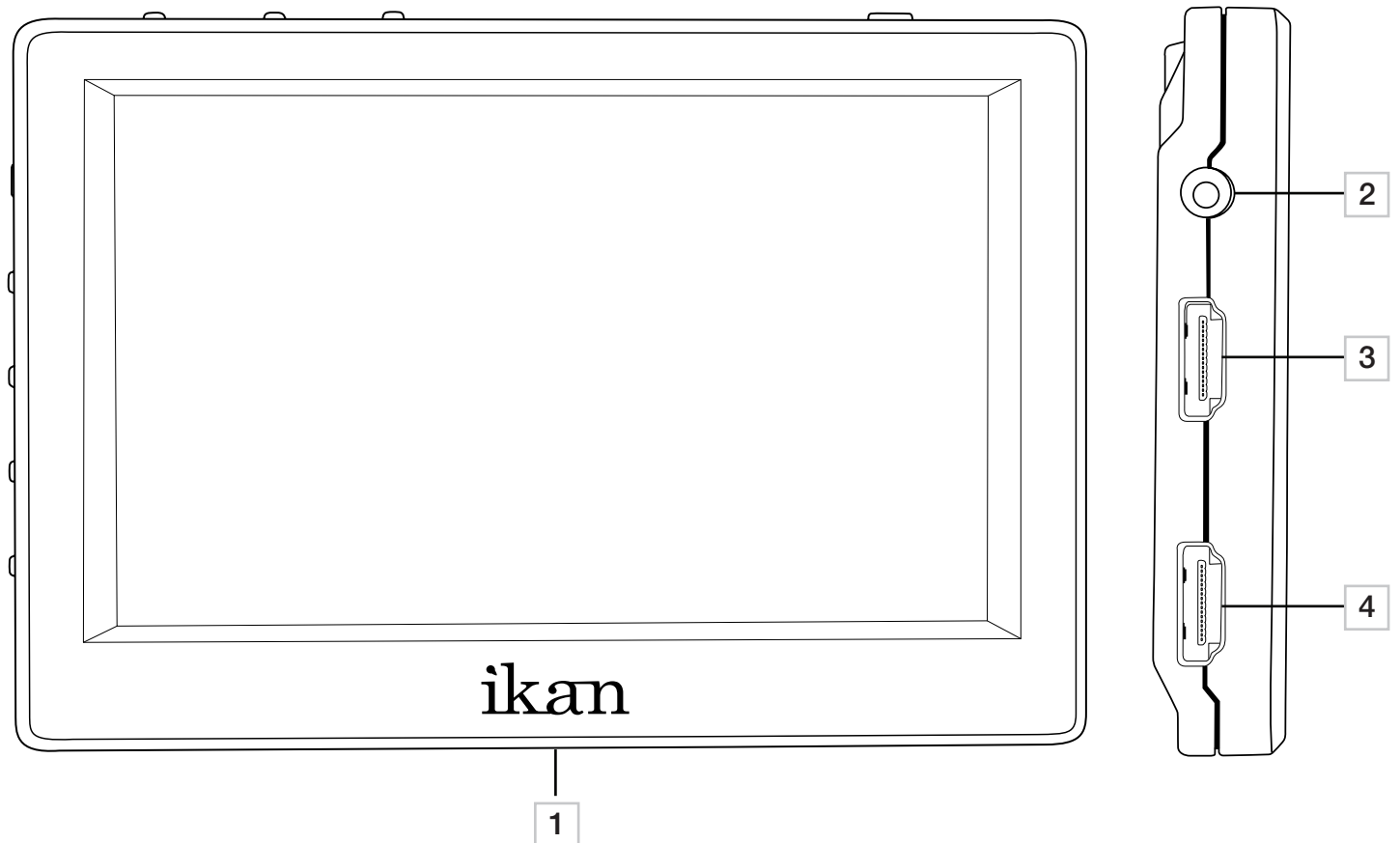
support@ikancorp.com

CHECKED BY

713.272.8822

© 2015 ikan Corporation. All rights Reserved

Getting Started



Powering the Monitor

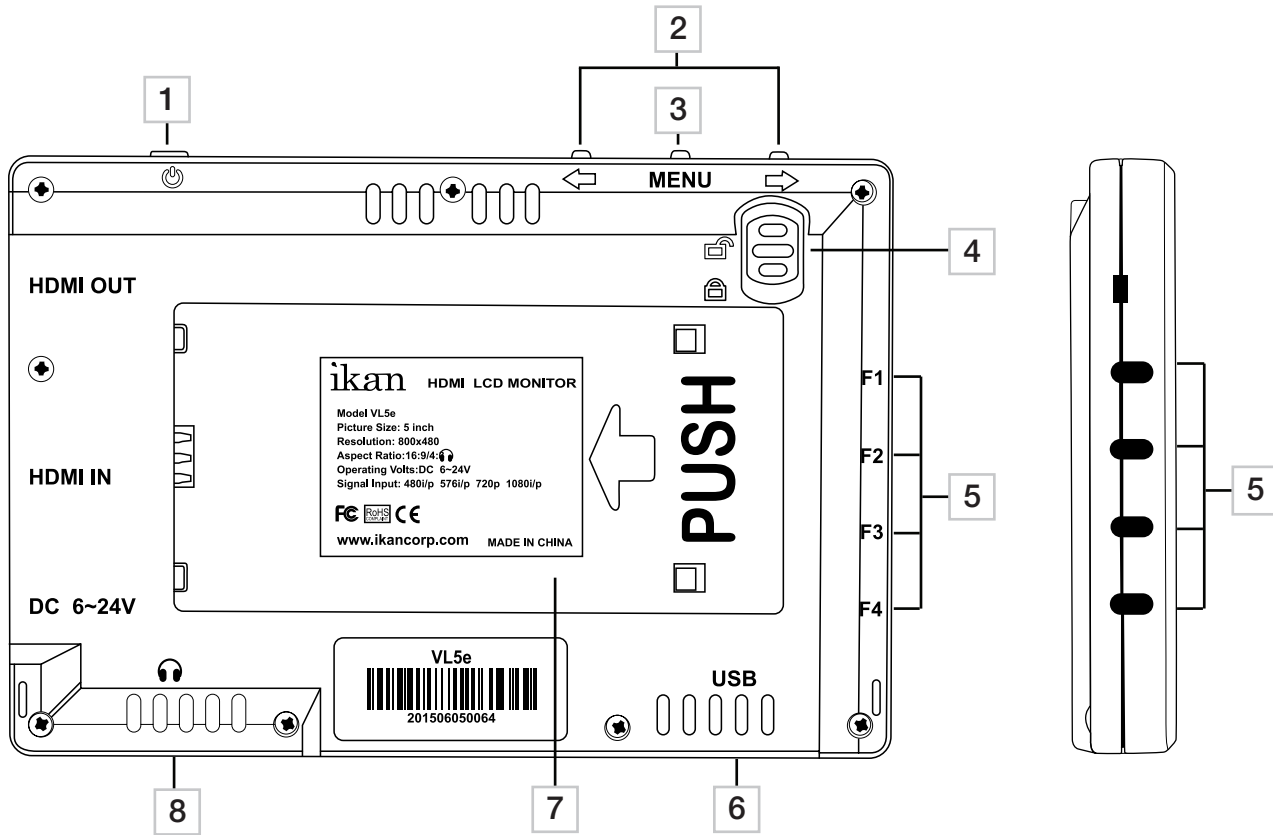
1. Plug the AC power adapter into the DC Connector
2. Attach the DV Battery plate on the slot, & connect DV battery to the plate.

1 1/4-20 Threaded Insert

2 DC 6-24v
Standard DC Connection

3 HDMI Terminal
Output

4 HDMI Terminal
Input



1 Power Button

2 Menu Navigation Buttons

Menu Button

3 Toggles menu & selections in menu

4 Battery Plate Lock

Locks battery plate in place

5 1-4 Function Keys

Assign 4 functions for easy access

6 USB Port

Used for software updates

7

Battery Plate Mounting Slot

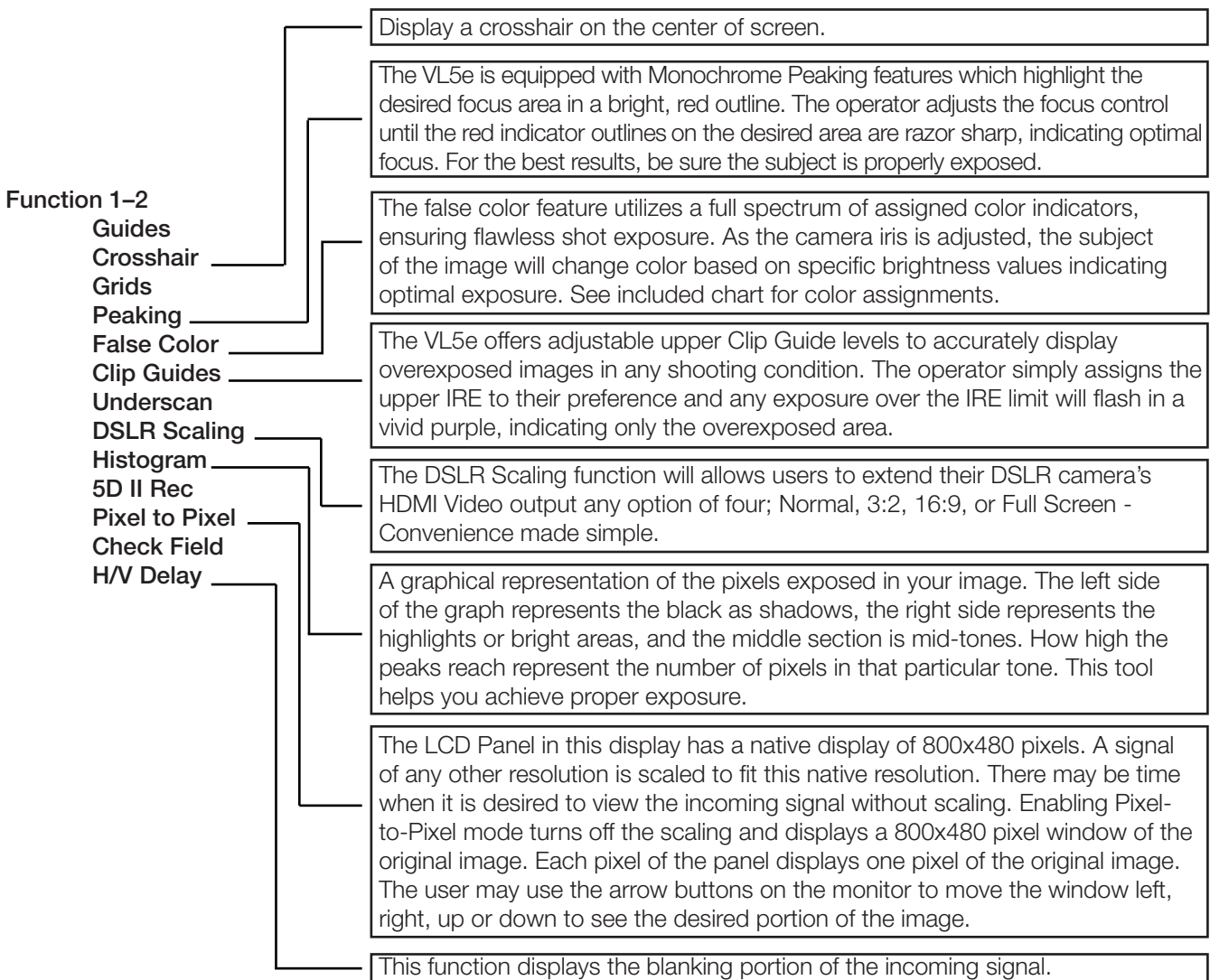
8

3.5mm Headphone Output

Configuration of Setting Menus

- Guides** Toggle between the following:
80%, 90%, 15:9, 4:3, 1.5:1, 1.85:1, 2:1, 2.35:1
- Crosshair** Activates Crosshair on center of screen
- Grids** Activates grid on the screen to assist with framing
- Video Config** Brightness: 0-100
Contrast: 0-100
Chroma: 0-100
Sharpness: 0-100
Tint: 0-100
- Color Temp** 5600K, 6500K, 9300K, Manual
- Backlight** Allows user to fine tune the intensity of the LCD Panel's backlight
- Aspect** Allows user to change the aspect ratio of the image

- System Configuration**
 - OSD - Language** - Choose Menu Language
 - OSD - Duration** - Adjusts time menu settings stay up
 - OSD - Transparency** - Adjusts transparency level of On-Screen menu
 - Menu Setup** - This function recalls user defined values settings. The user setting will remain in memory indefinitely and can be erased by using the reset option in the main menu.
 - 5D II Rec** - Enable this setting if you are shooting with a 5D Mark II.
 - DSLR Auto Scaling** - Enable this setting to have your DSLR signal.
 - System Reset**



Specifications

Backlight	LED
Color Arrangement	RGB - Stripe
Contrast Ratio	600:1
Diagonal (Inches)	5 Inches
Dimensions	3.5 x 5.2 x 0.6 In.
Inputs	HDMI
LCD Brightness	400cd/m2
Operating Volts	DC 5 to 16v
Outputs	HDMI
Power Consumption	4.2 Watt
Resolution	800 x 480
Surface Treatment	Anti-Glare
Viewing Angle	150(H) 130(V)
Weight	0.33 lbs
Shipping Dimensions	3.5 x 7.5 x 6.2 In.
Shipping Weight	2 lbs

Supported Video Signals

HDMI	720x480i & 720x480p @ 59.94, 60 Hz
	720x576i & 720x576p @ 50 Hz
	1280x720p @ 50, 59.94, 60 Hz
	1920x1080i @ 50, 59.94, 60 Hz
	1920x1080psf @ 24, 25, 29.97, 30 Hz
	1920x1080p @ 23.97, 24, 25, 29.94, 30, 50, 59.94, 60 Hz

Learn More

More dynamic information at official website: www.ikancorp.com

Support

Contact email: support@ikancorp.com

CONDITIONS OF WARRANTY SERVICE

- Free service for one year from the day of purchase if the problem is caused by manufacturing errors.
- The components and maintenance service fee will be charged if the warranty period is expired.

Free Service will not be Provided in the Following Situations:(*Even if the product is still within the warranty period.)

- Damage caused by abuse or misuse, dismantling, or changes to the product not made by the company.
- Damage caused by natural disaster, abnormal voltage, and environmental factors, etc.