

# SB200

Stryder 200 Watt LED Bi-Color Light

## QUICKSTART GUIDE



### What's Included

- 1 x SB200 Light Fixture
- 1 x Barn Doors
- 1 x Power Supply with Cable
- 1 x Yoke
- 1 x V-Mount Battery Plate
- 1 x Gold Mount Battery Plate

ikan

[www.ikancorp.com](http://www.ikancorp.com)

[support@ikancorp.com](mailto:support@ikancorp.com)

713.272.8822

© 2017 ikan Corporation. All rights Reserved

# Getting Started

Thank you for buying the Stryder Portable LED Fresnel Spotlight from Ikan. Please carefully read the instructions and guide before operating the products. The guide includes product usage and maintenance. When you operate the product, please make sure that you have read the instructions carefully.

All the content of the manual is based on up-to-date information; technical data subject to change without notice.

## Safety Instructions:

1. Connect the power supply to the 15VDC Connector on the SB200 Light before plugging into the power source. You risk electrocution by not following the instruction.
2. Don't drag cables with excessive force. Any repairs on the products should be performed by Ikan technicians. Users should not remove the power supply, or else the damage will not be covered under warranty.
3. Confirm that the power is off before connecting and changing the fixture head or disconnecting your cable from the power source. We recommend using Ikan customized connecting cables and connectors to avoid electrical shock.
4. The voltage shouldn't exceed the value in the technical specifications. If the voltage is greater than, or less than the regulated values, it could damage the product.

## Overview

Benchmark color temperatures for today's TV production are 5600K (daylight) and 3200K (tungsten). Ikan developed the SB-200 Spotlight to handle both these temperatures. With patented technologies, the SB200 offers a professional and customizable LED light source. In addition, the light features separately-cooling ducts for optimizing heat dissipation. Specifically, the SB-200 Spotlight offers the following features:

1. The 0-100% brightness incremental adjustment of the 2700K-5600K temperature enable fine-tuning your color range.
2. A 7-inch diameter Fresnel lens provides even, well-distributed light at a 60 degree beam angle.
3. Fresnel Spot adaptor allows the Beam to be reduced to a 30 degree spot.
4. Ultra-low noise and active cooling technology contribute to excellent thermal stability.
5. The power supply will automatically cut off when the fixture overheats.
6. The bright LCD readout is easy to view, enabling smooth adjustment of functions.
7. Digitally adjustable knob allows you to adjust menu settings quickly and accurately.
8. AC/DC power supply, AC110VAC-270VAC, DC 15V.

## What's in the Box?

Please carry and place the packing box carefully. Check the lighting equipment and accessories upon opening the box. Please contact us if anything is damaged or missing. Please save the packing materials for replacing and repairing the products in the future.

What's Included:

SB200 Light Fixture  
Power Supply with Cable

Barn Doors  
Yoke Mount

## Instructions:

LED spotlight's housing is made of fiber reinforced plastic which is heavy-duty, lightweight, flexible and easy to transport/ The SB200 structure is illustrated as follows:

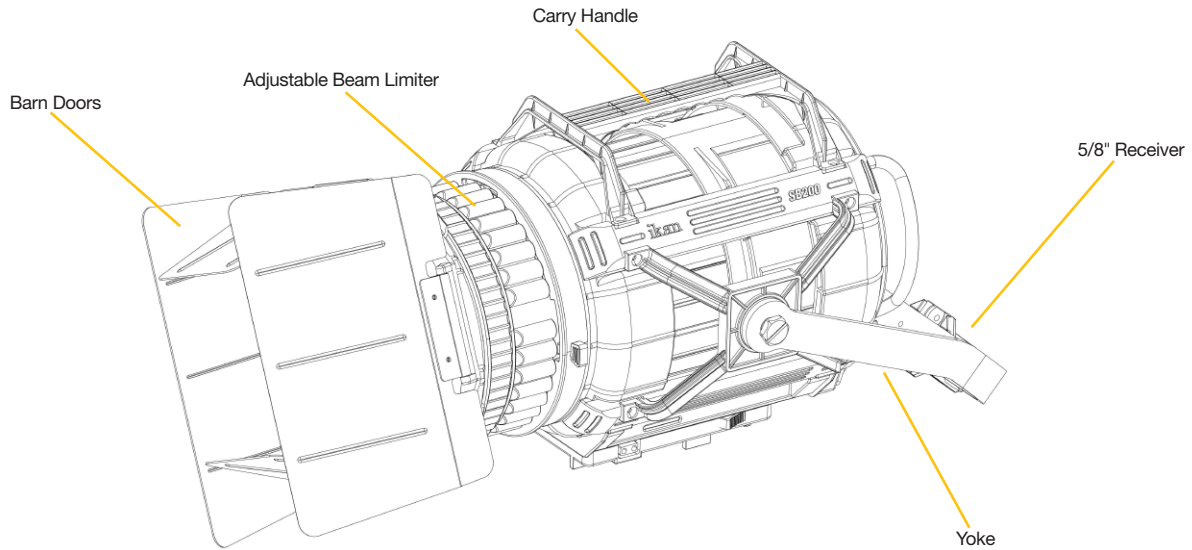
# Appearance & Structure - Front

**5/8" Receiver:** Connecting the lamp with stands

**Yoke:** Adjustable lighting direction

**Adjustable Beam Limiter:** It allows the light to move from a 60° beam angle to a 30° beam angle

**Carry Handle:** Top grip handle for easy grab and go lighting



# Appearance & Structure - Back

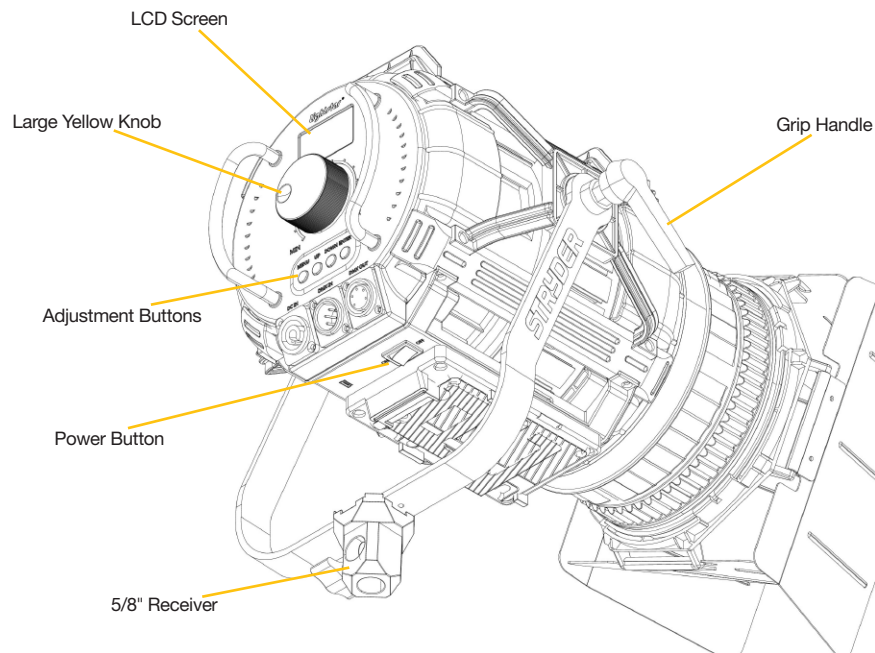
**Power Switch:** Turn ON/OFF Power under the fixture

**LCD Settings:** Displays brightness & color temperature

**Large Yellow Knob:** Allows for adjustment of brightness & color temperature

**Four Adjustment Buttons:** ON/OFF-A, Menu-M, Advanced-B, Enter-E

**Grip Handles:** For making adjustments while the light is on the stand



# Installation & Power Supply

1. Ensure power is OFF before installation.
2. Place the light on the Ikan stands, release the tension knob on the 5/8" receiver, adjust the light in the desired direction, and tighten the tension knob on the 5/8" receiver.
3. When connecting the power cords, plug the DC power cords into the socket on the rear panel (as shown on the drawing). If batteries are used: illuminate light by pressing power switch. On the default screen the number 13.8V at the upper right corner indicated the current internal DC voltage. When powered by the battery it means the current battery voltage; however, this number will display in flashing status if the voltage is lower than 11V which indicates low battery voltage.

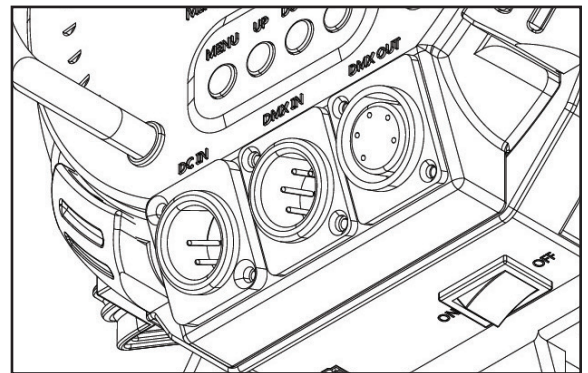
## Power the LEDs

The SB200 light comes with an included AC power supply and 4 ft cable. This allows the user to plug into any standard 120-240 VAC electrical outlet. The SB200 light can be powered from either an AB Mount Pro Battery, or a V-Mount Battery. The fixture comes standard with either AB-Mount or V-Mount plates.

## DMX 512 Controls

The DMX IN/OUT on the SB-200 allows for remote fixture control over the color and brightness.

The 8Bit DMX allows for use with controllers that use just dimmer controls. Depending on channel assigned the brightness is controlled on the first fader. The next fader controls the color temperature from 2700K at 0% to 6500K at 100%.



## Specifications

SB200 Specifications	
Beam Angle	60° - with adapter 30°
Build Material	Fiber Reinforced Plastic
Control	Toggle Button with Knob Control
Cooling System	Active Cooling Fan
Dimming	Flicker Free Dimming Onboard Dimming Knob: 100-0%
Fixture Size	16 x 11 x 9 in.
Fixture Weight	11 lbs
Head Type	3200K-5600K (Adjustable 2700K-6500K)
Lens	6 Inch Fresnel
Light Source	200 Watt Bi-Color LED
Power Supply	Input: 100-240VAC Output: 15VDC
Yoke	Cast Aluminum with 1 1/8" Pin Receiver

## Optional Accessories

Some other products that work well with the Stryder Light available from Ikan include:

<b>HD-STND-V2</b>	Heavy Duty Light Stand
<b>KCP-703</b>	Stage Clamp with 16mm Stud
<b>ROLLR-STND10</b>	2-Stage Roller Stand 10 ft 6 in.
<b>SW-04</b>	Safety Wire
<b>IDX-096</b>	96 Channel DMX Console

## **Learn More**

More dynamic information at official website: [www.ikancorp.com](http://www.ikancorp.com)

## **Support**

Contact email: [support@ikancorp.com](mailto:support@ikancorp.com)

### **CONDITIONS OF WARRANTY SERVICE**

- Free service for one year from the day of purchase if the problem is caused by manufacturing errors.
- The components and maintenance service fee will be charged if the warranty period is expired.

Free Service will not be Provided in the Following Situations:(\*Even if the product is still within the warranty period.)

- Damage caused by abuse or misuse, dismantling, or changes to the product not made by the company.
- Damage caused by natural disaster, abnormal voltage, and environmental factors, etc.