

ORYON RING LIGHTS



14 in. Ring Light and 18 in. Ring Light



What's Included

- 1 x RLB40 or RLB48
- 1 x Power Cable
- 1 x Phone Mount
- 1 x 15mm Rail adaptor
- 1 x Dual Battery Charger
- 2 X Sony L Style Batteries
- 1 x Compact Stand V3



Getting Started

Thank you for buying the Oryon Ring Lights from Ikan. Please carefully read the instructions and guide before operating the products. The guide includes product usage and maintenance. When you operate the product, please make sure that you have read the instructions carefully.

All the content of the manual is based on up-to-date information; technical data subject to change without notice.

Safety Instructions

1. Connect the power cord to the light before plugging into the power source. You risk electrocution by not following the instructions
2. Don't drag cables with excessive force. Any repairs on the products should be performed by Ikan technicians. Users should not remove the power supply, or else the damage will not be covered under warranty.
3. Confirm that the power is off before connecting and changing the fixture head or disconnecting your cable from the power source. We recommend using Ikan customized connecting cables and connectors to avoid electrical shock.
4. The voltage shouldn't exceed the value in the technical specifications. If the voltage is greater than, or less than the regulated values, it could damage the product.
5. If Using DCV batteries make sure both batteries are charged before attaching them to the light.
6. The ring light battery run times depend on the voltage, and age of the DV batteries used.

Overview

Benchmark color temperatures for today's TV production are 5600K (daylight) and 3200K (tungsten). Ikan developed the Oryon Ring Lights to handle both these temperatures. The Bi-Color technologies, the RLB40 & RLB48 offers a professional and customizable LED light source. In addition, the light features separately-cooling ducts for optimizing heat dissipation. Specifically, the ring lights offer the following features:

1. The 10-100% brightness incremental adjustment of the 3200K-5600K temperature enable fine-tuning your color range.
2. A 14-inch/18-inch diameter soft light provides even, well-distributed light at a 120 degree beam angle.
3. The RLB40 has a 9.5-inch inner diameter. The RLB48 has a 13-inch inner diameter.
4. Passive cooling technology contribute to excellent thermal stability.
5. Multi-channel remote is included with each light.
6. The bright LCD readout is easy to view, enabling smooth adjustment of functions.
7. The 14in. has separate buttons for brightness and color.
8. The 18in. has a power button and a toggle push button that allows you to switch between color and brightness.
9. Digitally adjustable knob allows you to adjust menu settings quickly and accurately.

What's in the Box?

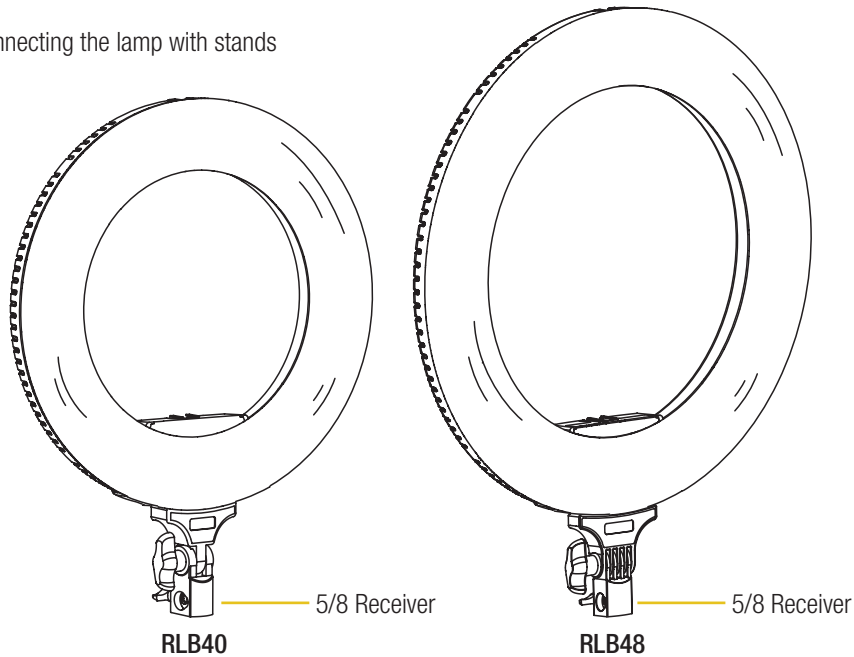
Please carry and place the packing box carefully. Check the lighting equipment and accessories upon opening the box. Please contact us if anything is damaged or missing. Please save the packing materials for replacing and repairing the products in the future.

Instructions

LED Ring lights housing is made of lightweight durable plastic and easy to transport. The right light structure is illustrated on the following page.

Appearance & Structure - Front

5/8 Receiver Stand Mount: Connecting the lamp with stands



Appearance & Structure - Back

AC/DC Power Switch: Move the switch to I for AC power or II for DC power

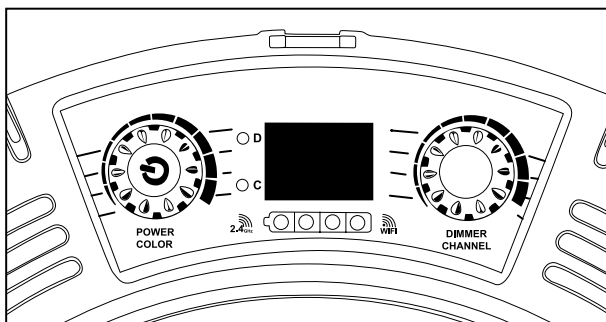
Power Button

LCD Settings

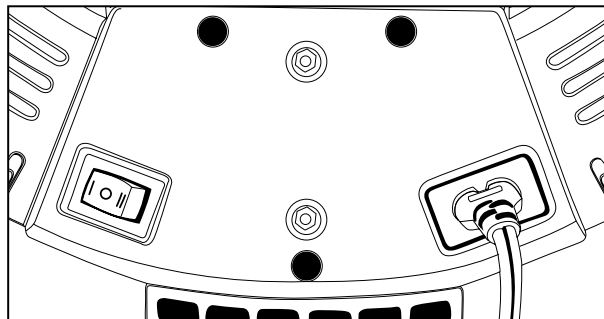
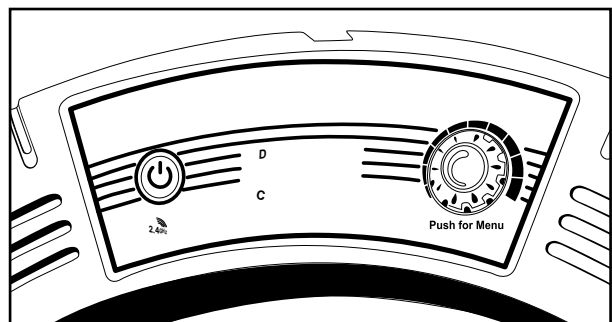
Power Control Knob

Dimmer Channel Knob

RLB40



RLB48



Installation & Power Supply

1. Ensure power is OFF before installation.
2. Place the light on the Ikan stands, release the tension knob on the 5/8" receiver, adjust the light in the desired direction, and tighten the tension knob on the 5/8" receiver.
3. When connecting the power cords, plug the DC power cords into the socket on the rear panel (as shown on the drawing).
4. If batteries are used: Illuminate light by pressing power switch. The default of the RLB40 will show the brightness of the light.
5. If batteries are used: Illuminate light by pressing power switch. The default of the RLB48 will show the brightness of the light. Use the color button to change from 3200K-5600K.

Power the LEDs

Both the RLB40 & RLB48 lights comes with an included 10ft power cable. This allows the user to plug into any standard 120VAC outlet. The RLB40 & RLB48 light can be powered from 2 Sony L Style DV batteries.

RLB40 Specifications

Beam Angle	120 degrees
Build Material	Heavy Duty Plastic
Control	Dimming Knob
Cooling System	Passive
Dimming	10-1000%
Fixture Size	14 in. Diameter
Fixture Weight	1 lb
Head Type	Bi-Color 3200-5600K
Mount	Stand Mount
Rating	120v @ 60Hz
Shipping Dimensions	24 x 20 x 8 in.
Shipping Dimensions (Metric)	60.96 x 50.8 x 20.32 cm
Shipping Weight	3 lb
Shipping Weight (Metric)	1.3 kg
UPC Code	847983025558

RLB48 Specifications

Beam Angle	120 degrees
Build Material	Heavy Duty Plastic
Control	Dimming Knob
Cooling System	Passive
Dimming	10-1000%
Fixture Size	18 in. Diameter
Fixture Weight	2 lb
Head Type	Bi-Color 3200-5600K
Mount	Stand Mount
Rating	120v @ 60Hz
Shipping Dimensions	24 x 20 x 8 in.
Shipping Dimensions (Metric)	60.96 x 50.8 x 20.32 cm
Shipping Weight	4 lb
Shipping Weight (Metric)	1.8 kg
UPC Code	847983025541

Optional Accessories

Some other products that work well with the Oryon Ring Lights available from Ikan include:

- HD-STND-V2** Heavy Duty Light Stand
KCP-703 Stage Clamp w/ 16mm Stud
SW-04 Safety Wire

Learn More

More dynamic information at official website: www.ikancorp.com

Support

Contact email: support@ikancorp.com

CONDITIONS OF WARRANTY SERVICE

- Free service for one year from the day of purchase if the problem is caused by manufacturing errors.
- The components and maintenance service fee will be charged if the warranty period is expired.

Free Service will not be Provided in the Following Situations:(*Even if the product is still within the warranty period.)

- Damage caused by abuse or misuse, dismantling, or changes to the product not made by the company.
- Damage caused by natural disaster, abnormal voltage, and environmental factors, etc.

©2018 ikan Corporation. All rights reserved

