

# PT-ELITE-U-RC

Elite Universal Tablet Teleprompter Kit w/ Elite Remote

## QUICKSTART GUIDE



### What's Included

- 1 x Glass Frame
- 1 x Hood
- 1 x 30/70 Prompter Glass
- 1 x EV2 Adjustable Camcorder Base (Large)
- 1 x Tablet Teleprompter Mount
- 1 x HEX Key 3mm
- 1 x HEX Key 1/8 In.
- 2 x D-Ring
- 2 x 4mmx10mm Socket Head Countersink Screw
- 1 x Elite Remote

ikan

www.ikancorp.com

support@ikancorp.com

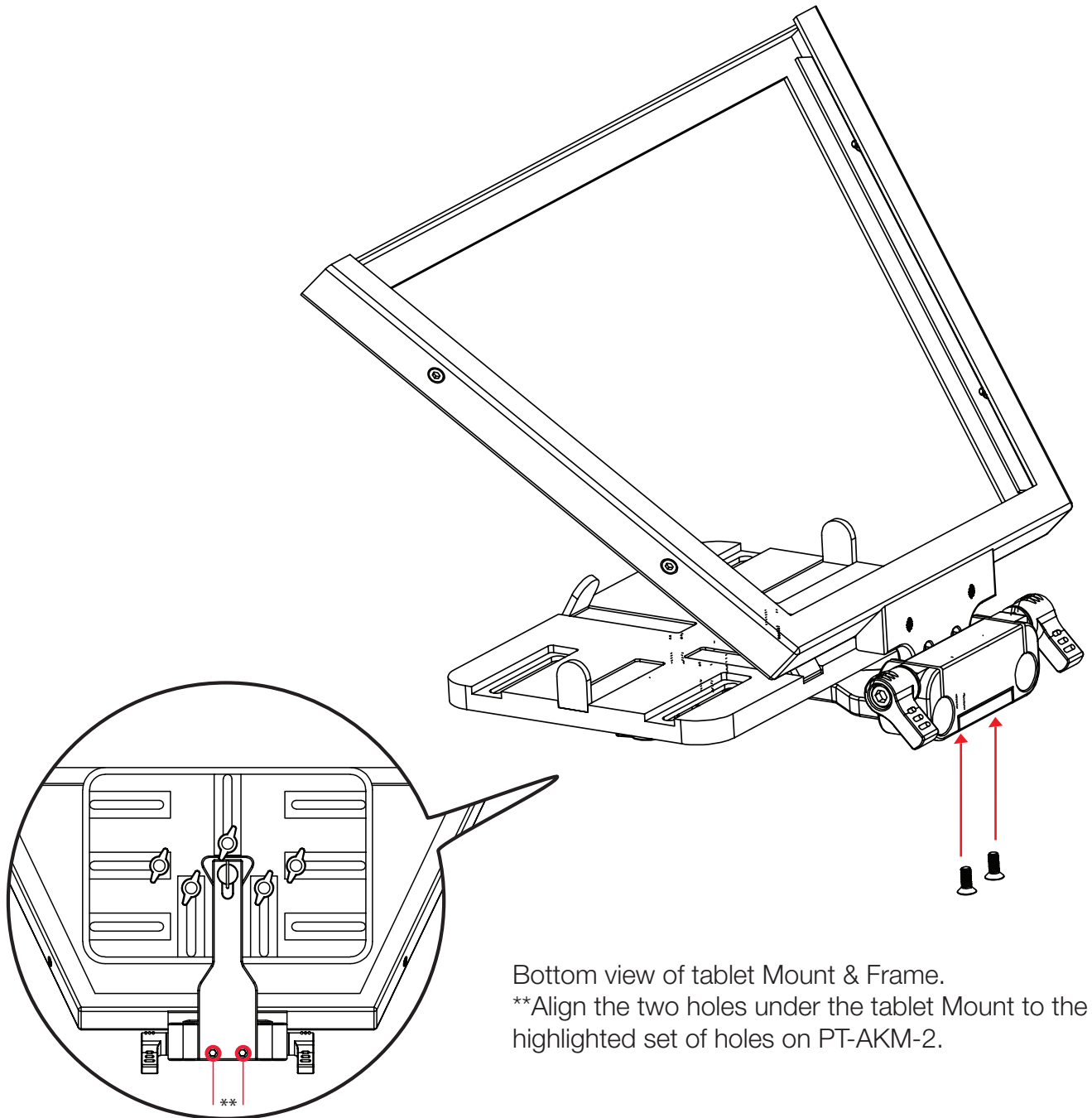
<b>CHECKED BY</b>

713.272.8822

© 2015 ikan Corporation. All rights Reserved

# Getting Started

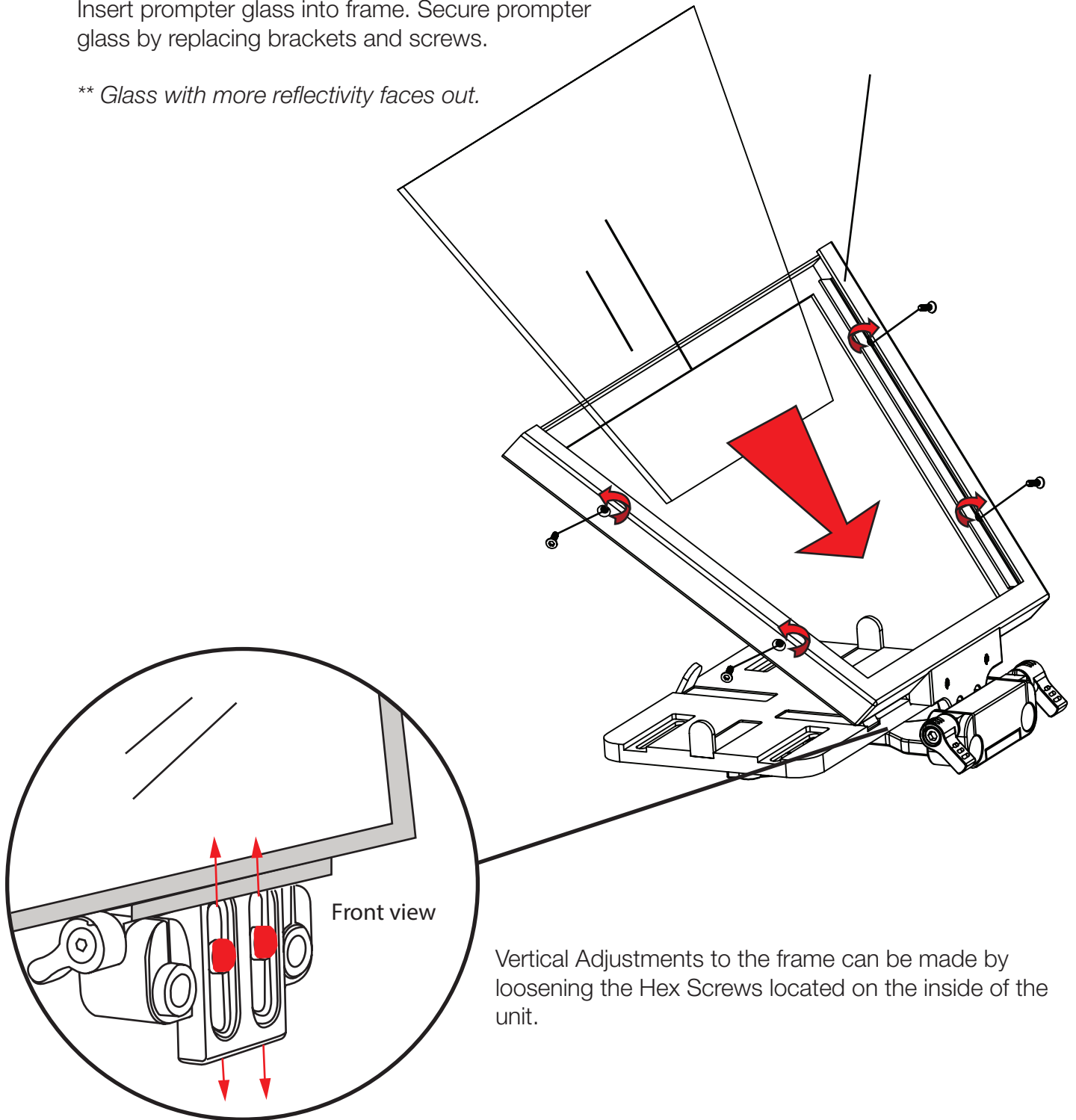
1. Fit Frame to iPad Mount. Secure with 2 x Socket Head Countersink Screw.



Bottom view of tablet Mount & Frame.  
\*\*Align the two holes under the tablet Mount to the highlighted set of holes on PT-AKM-2.

2. Remove 4 x Small frame screws and 2 x brackets.  
Insert prompter glass into frame. Secure prompter glass by replacing brackets and screws.

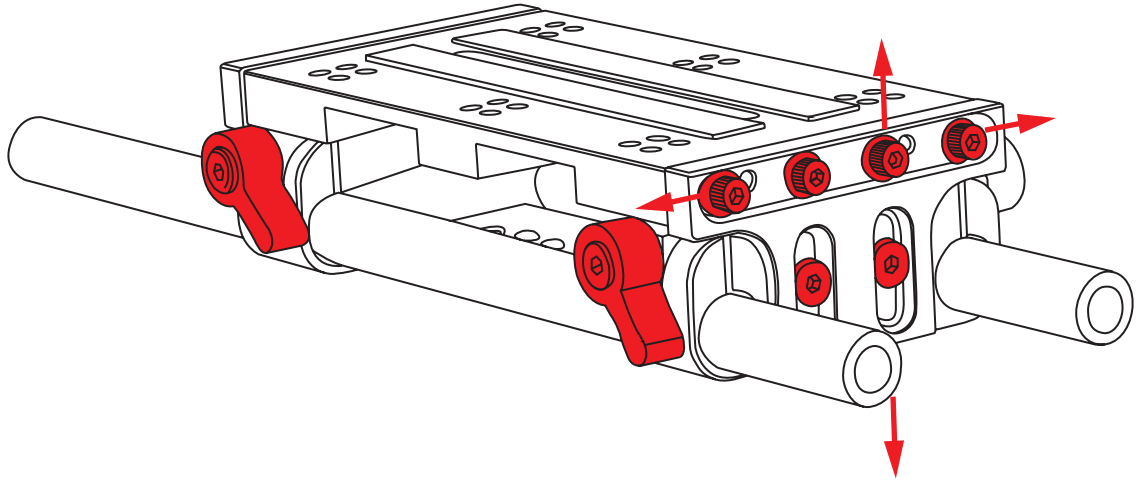
\*\* Glass with more reflectivity faces out.



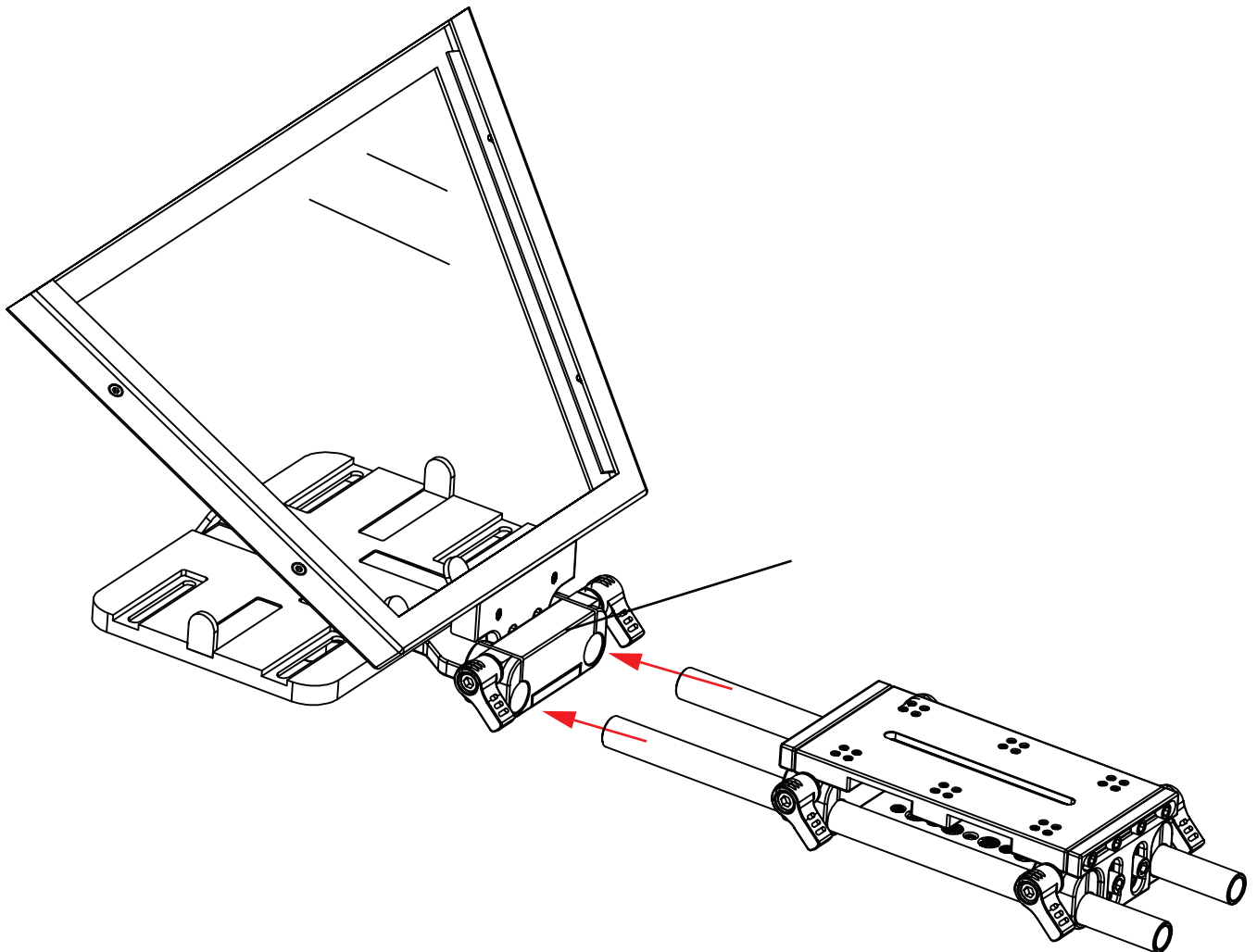
Vertical Adjustments to the frame can be made by loosening the Hex Screws located on the inside of the unit.

**Adjustment Points** (Adjust to fit your camera size)

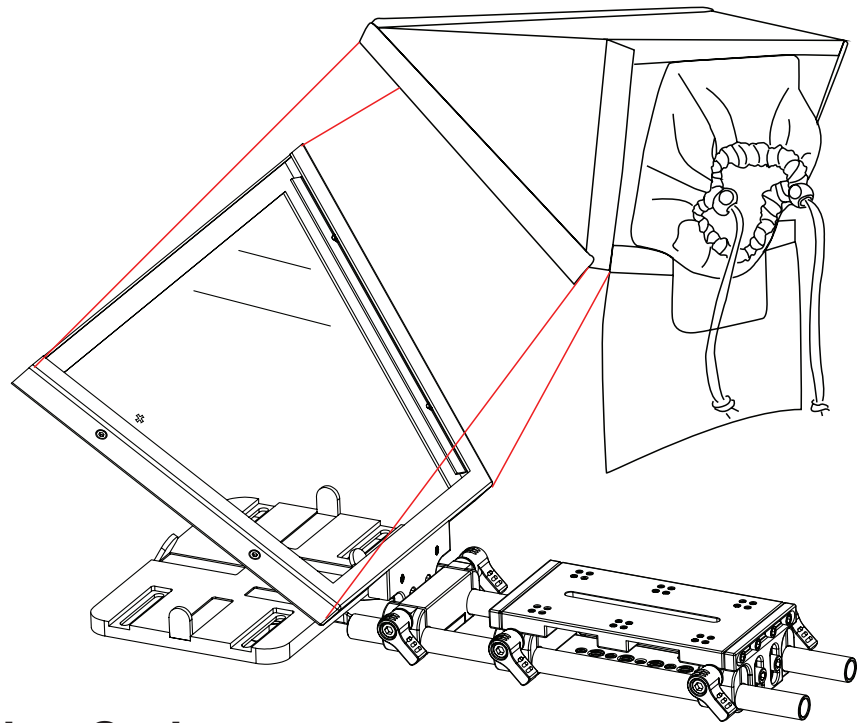
Numerous Adjustment Points allow for precise positioning modifications. Loosen Thumb Screws to move forward/backwards along 12" Rods. Loosen Hex Screws to make vertical and horizontal adjustments.



**3. Secure Large Baseplate Rods to Rod Clamp.**

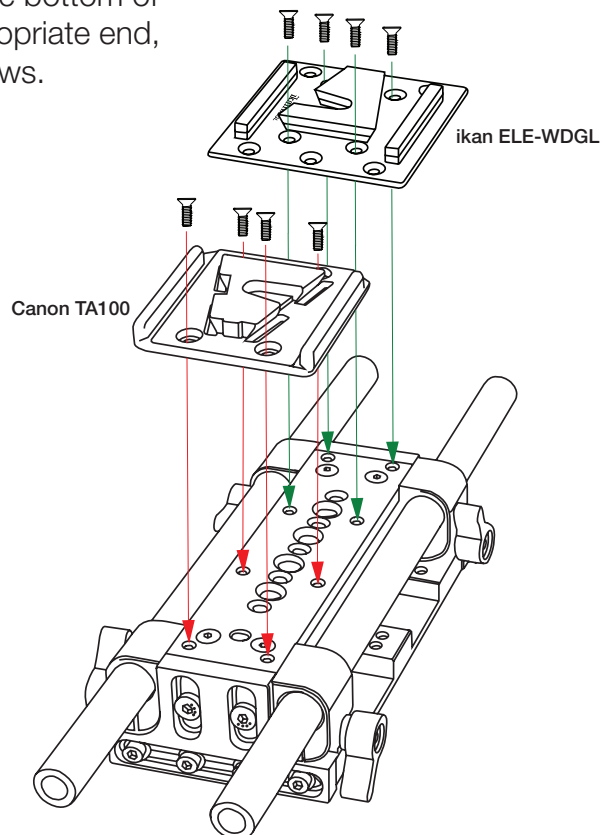


4. Attach the magnetic hood to glass frame.



## Quick Release Mounting Options

The ikan Large Baseplate is compatible with both the Canon TA100 & ikan-WDGL Tripod Adapter Systems. Simply mount your Quick Release Plate to the bottom of the Large Baseplate component on the appropriate end, using four (4) Socket Head Countersink Screws.



## **Learn More**

More dynamic information at official website: [www.ikancorp.com](http://www.ikancorp.com)

## **Support**

Contact email: [support@ikancorp.com](mailto:support@ikancorp.com)

### **CONDITIONS OF WARRANTY SERVICE**

- Free service for one year from the day of purchase if the problem is caused by manufacturing errors.
- The components and maintenance service fee will be charged if the warranty period is expired.

Free Service will not be Provided in the Following Situations: (\*Even if the product is still within the warranty period.)

- Damage caused by abuse or misuse, dismantling, or changes to the product not made by the company.
- Damage caused by natural disaster, abnormal voltage, and environmental factors, etc.