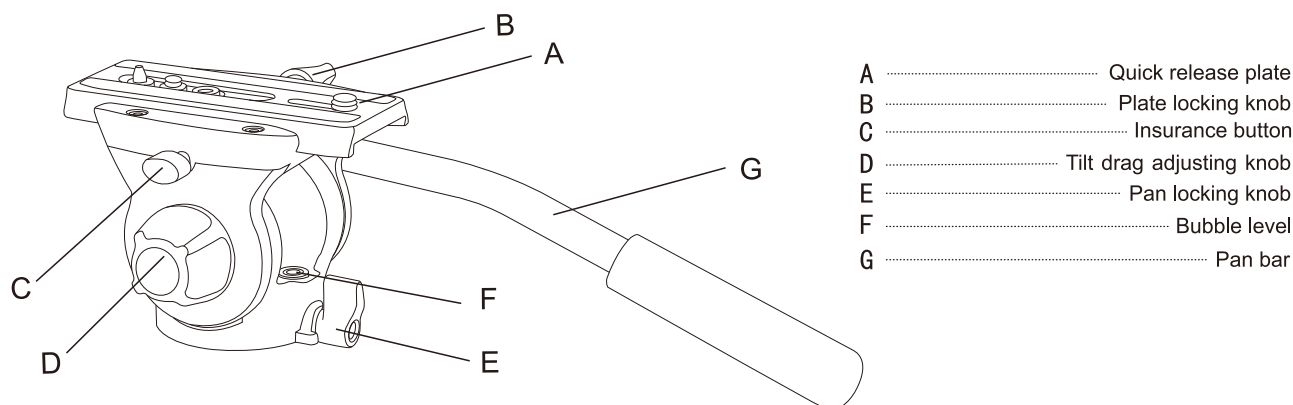




610FH User Manual

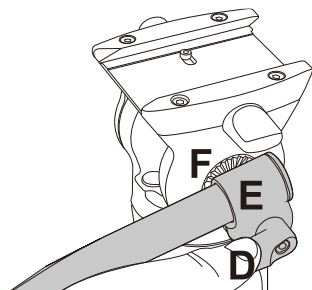
The E-IMAGE 610FH Tripod head provides smoother shooting, better balance and precise movement. It is designed for any image-making scenario where smooth movement and camera control are at the top of your list of requirements.

Model No.	Bowl size	Net weight	Load capacity	Grades of drag	Counterbalance	Tilt range	Temperature range
610FH	Flat base	1.0kg / 2.2lbs	3.0kg / 6.6lbs	Fixed	Fixed	-60° / +90°	-40°C / +80°C



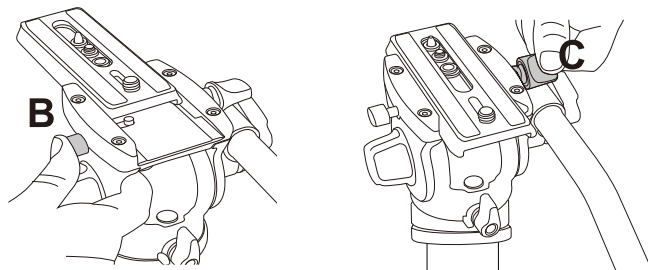
① Install pan handle

Place the pan handle "E" in the desired position on the pan handle mounting rosette "F", then secure it by tightening pan handle locking thumb screw "D".



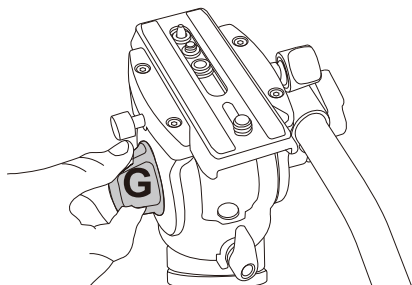
② Removing quick release plate

Loosen the quick release plate locking knob "B", then press the quick release plate release button "C" while sliding the plate to wards the back of the head.



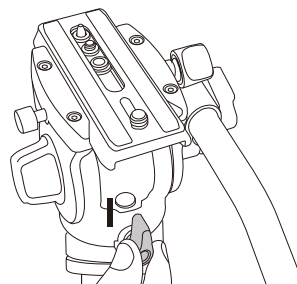
③ Adjusting tilt position

Loosen the tilt locking knob "G" to change tilt position. Tighten the knob to lock the tilt position.



④ Adjusting pan position

Loosen the pan locking knob "I" to change the pan position. Tighten the knob to lock the pan position.



Contact Information

NINGBO EIMAGE STUDIO EQUIPMENT CO., LTD

Add: NO.1230 South Cihai Road, Luotuo Industry Zone,
Zhenhai, Ningbo, China 315202
Tel: 86-574-55681753/55681675 Fax: 0574-86590078
E-mail: sales@eimagevideo.com
Visit www.eimagevideo.com for more information

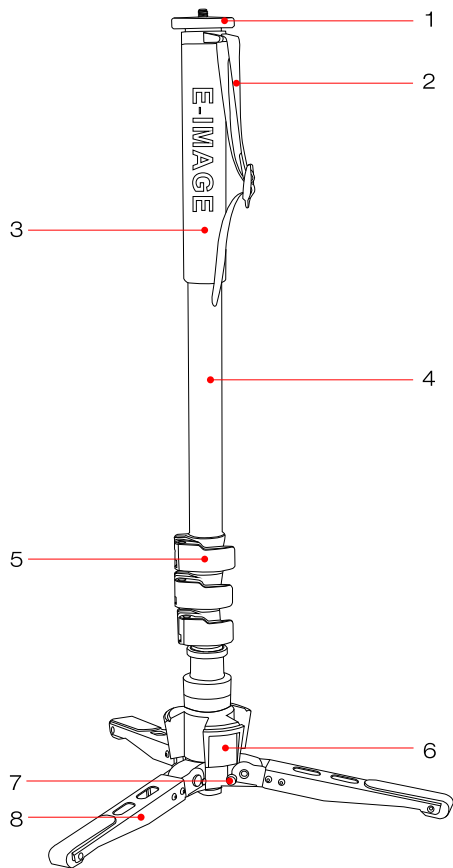


EIMAGE official QR code



MFA700 & MFC700 User Manual

The E-IMAGE new monopod has a great feature that by stepping on the base part to lock/release monopod extremely quickly and fast during photo and video shoots, make it hands-free. It also comes with 1/4" & 3/8" screws interchangeable, baby tripod for lower angle shooting. The ergonomic design flip locking level provides easy and smooth operation. Durable handing belt help you hold the monopod in more safety. Aluminum ,carbon fiber are both available.



MFA700 & MFC700

1: Bearing plate for fluid head

2: Wrist strap

3: Monopod sponge cover

4: Material aluminum or carbon fiber

5: Flip lock

6: Step lock foot pedestal

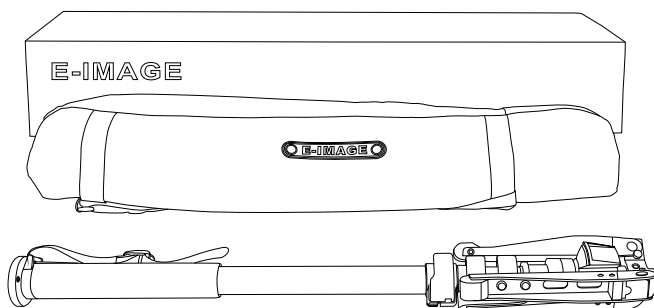
7: Block

8: Aluminum leg support

Specification

Model	MFA700	MFC700
Payload range	20kg / 44..1lbs	20kg / 44..1lbs
Max.height	187cm / 73.6lbs	187cm / 73.6lbs
Net weight	1600g / 3.5lbs	1400g / 3.1lbs
Folded height	71.5cm / 28.1lbs	71.5cm / 28.1lbs
Material	Aluminum	Carbon fiber

In The Box



Gift box	x1
Carry bag	x1
Monopod	x1
User manual	x1
Hexagon wrench	x2



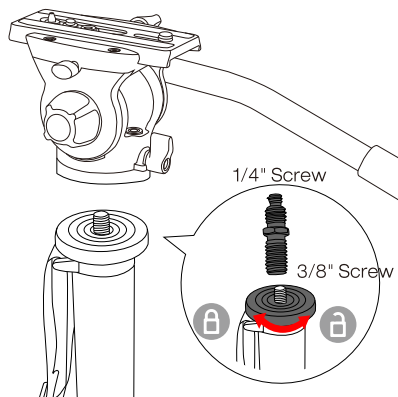
Contact Information

NINGBO EIMAGE STUDIO EQUIPMENT CO., LTD

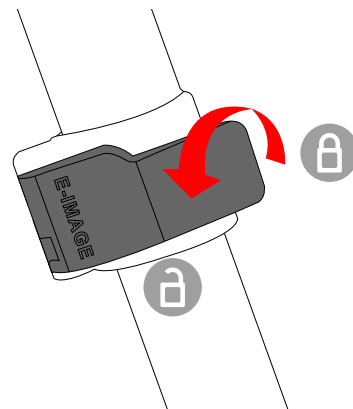
Add: NO.373 South Hangyong Road, Luotuo Industry Zone,
Zhenhai, Ningbo, China 315202
Tel: 86-574-55681753/55681675 Fax: 0574-86590078
E-mail: sales@eimagevideo.com
Visit www.eimagevideo.com for more information



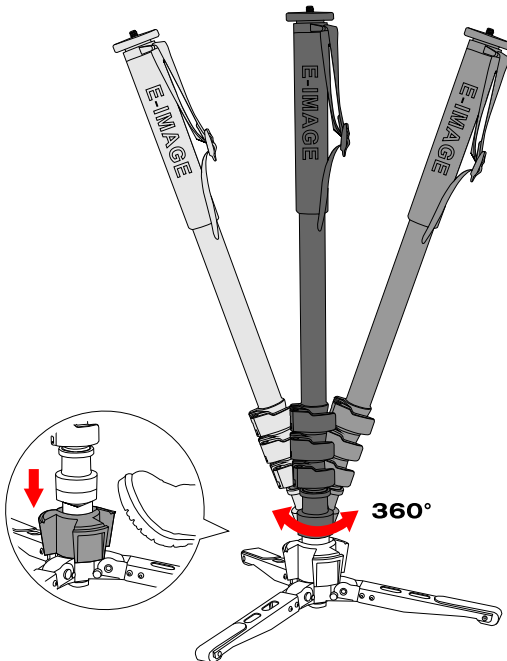
EIMAGE official QR code



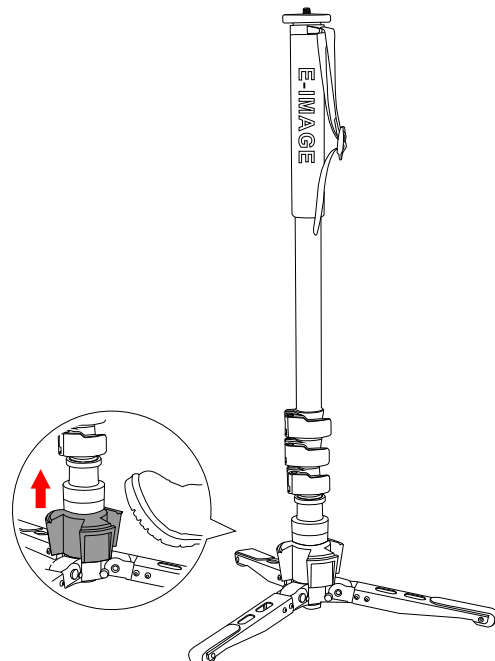
- ① Monopod bearing plate comes with 1/4" and 3/8" screw in two sides, can attached the fluid head directly.




- ② Open the flip locking to expand or collapse monopod tube.



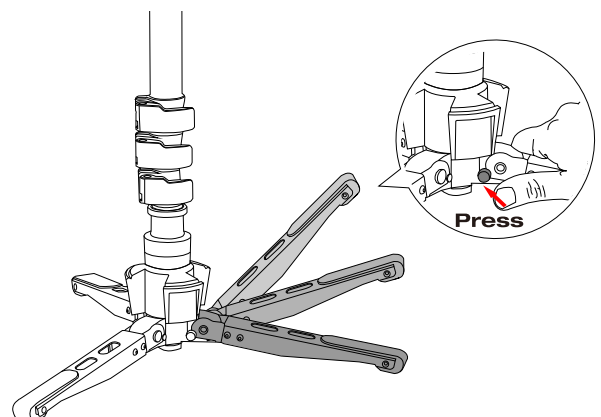
- ③ Step on the base part to release the monopod, it can swivel 360° and be tilted in any direction.



- ④ Step on the base part again to lock the monopod in upright.



- ⑤ Loose the bottom base of monopod to remove the monopod, the mini leg can be acted as a mini tripod, make low angle shooting.



- ⑥ Press the block to adjust the mini leg angle.