

LSC-008



18KW/12KW Watt HMI Fresnel Head (Lightstar)



What's Included

- 1 x 18,000/12,000 Watt Fixture Head
- 1 x Yoke
- 1 x Barn Doors
- 1 x Gel Holder

CHECKED BY



Ikan is the exclusive distributor of Lightstar products in the United States.

Instructions

The Lightstar LSC-008 18000/12000 Watt HMI Fresnel Head is a compact, dual power, fresnel light. The fixture uses 12000w 160v G38 or 18000w 225v S30 socket metal handle lamps.

Safety Precautions

1. The LSC-008 fixture has been designed for professional use and must be operated by qualified personnel only.
2. The 18000W/12000W fixture can only be used with the Lightstar 18000w/12000W electronic ballast.

Working Conditions

The best position is tilting the fixture 90° from horizontal.

The max ambient temperature limit is $\pm 45^{\circ}$ C (113°F).

Please keep a minimum distance of 2 feet when close to inflammable objects.

Do not cover the ventilation holes on the fixture housing. They are necessary for proper ventilation.

Use only original parts and accessories from Lightstar.

Before hanging the fixture, make sure the suspension points are properly rated to handle the weight of the fixture.

It is ALWAYS advisable to add a safety cable or chain through the yoke to properly suspend the fixture in place.

WARNING: DO NOT USE THE LSC-008 IN A SPACE WITH FLAMMABLE SUBSTANCES.

WARNING: UV RISK / HEALTH RISK. THE LAMPS USED WITH THE LSC-008 EMIT AN AMOUNT OF UV RADIATION WHICH CAN BE DANGEROUS TO HUMAN HEALTH IF NOT PROPERLY SHIELDED AGAINST.

THE FIXTURE MUST NEVER BE USED IN SITUATIONS WHEN DIRECT LIGHT EMISSIONS FROM THE LAMP CAN OCCUR. (Ex: No front glass, no intentional mirror, damaged front housing).

Lamp Installation & Replacement

1. Ensure the fixture is disconnected from the main power supply.

WARNING!! LAMP WILL STILL BE HOT TO THE TOUCH EVEN AFTER THE ALLOTTED LAMP REST PERIOD. THERMAL GLOVES ARE RECOMMENDED FOR WORKING WITH THE FIXTURE AND THE BULB.

2. Check to see that the new lamp is the correct wattage.
3. Release the lamp clamp level inside the front of the fixture.
4. To replace the lamp pull up and out to remove the old lamp.

Re-Lamp Procedures: Do not touch the bulb with your bare-hands. This can cause oil to accumulate on the glass and reduce the performance of lamp life. The plastic/foam cover which protects the lamp should NOT be removed until after the lamp is fitted into the fixture. If bulb becomes dirty due to hand contact or from any contaminant, it can be cleaned with a cloth moistened with alcohol.

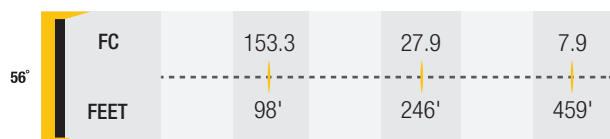
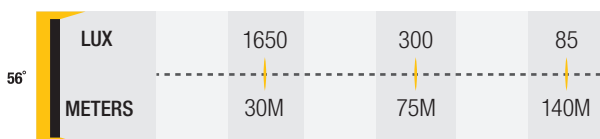
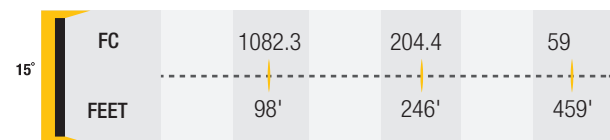
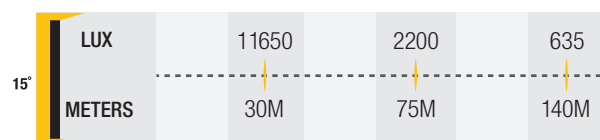
5. Re-tighten the lamp clamping device.
6. Close the lens door and securely latch.

Periodic Fixture Inspection

1. The condition of the internal wiring and ceramic base will need to be inspected and tested every 4000 working hours or at least once a year. This frequency may need to be increased if the fixture has endured rough treatment. All internal components should only be replaced with Lightstar spare parts.
2. The lamps should be checked every 100 working hours. The lamp should be changed if the lamp becomes deformed or damaged, otherwise explosion might occur. Defer to instructions provided by the lamp manufacturer.
3. Always check the safety shield before every use.
4. All high-voltage components (ex: voltage wires, lamp ceramic, external shield, igniter must be inspected every 100 working hours or at least once a year.
5. Outer door hinges and latching system must be checked every 250 working hours to ensure proper seating of the safety shield. This will allow inspections of accessories and the holding clamps.
6. The condition of the internal mirror must be maintained every 250 working hours. It must be replaced whenever it becomes either cracked or broken. It is essential for the performance of the fixture.

Specifications & Photometrics

LSC-008 Specifications	
Beam Angle	15° to 56°
Build Material	Aluminum
Color Temperature	5600K
Cooling System	Air Cooled
Fixture Size	33 x 37 x 48 in.
Fixture Weight	159 lbs
Focusing	Knob Control
Head Type	HMI Fresnel 18000W / 12000W
IP Class	IP23
Lamp Base	12000W / 160V / G38
Lens Size	Fresnel 24.6"
Yoke	Cast Aluminum with 1 1/8" Pin



Learn More

More dynamic information at official website: www.ikancorp.com

Support

Contact email: support@ikancorp.com

CONDITIONS OF WARRANTY SERVICE

- Free service for one year from the day of purchase if the problem is caused by manufacturing errors.
- The components and maintenance service fee will be charged if the warranty period is expired.

Free Service will not be Provided in the Following Situations:(*Even if the product is still within the warranty period.)

- Damage caused by abuse or misuse, dismantling, or changes to the product not made by the company.
- Damage caused by natural disaster, abnormal voltage, and environmental factors, etc.

©2017 ikan Corporation. All rights reserved

