

IFD576-SP-KIT

Kit w/ 3 IFD576 LED Spot Lights w/ AB & V-Mount Plates

QUICK START GUIDE



What's Included

- 3 x IFD576-SP
- 3 x Light Stands
- 1 x Light Bag
- 1 x Stand Bag

Additional Quickstart Guides

- IFD576-SP LED Light QSG

CHECKED BY

ikan

www.ikancorp.com

support@ikancorp.com

713.272.8822

© 2015 ikan Corporation. All rights Reserved

IFD576-SP

IFD576-SP

576 Daylight Spot LED Light



What's Included

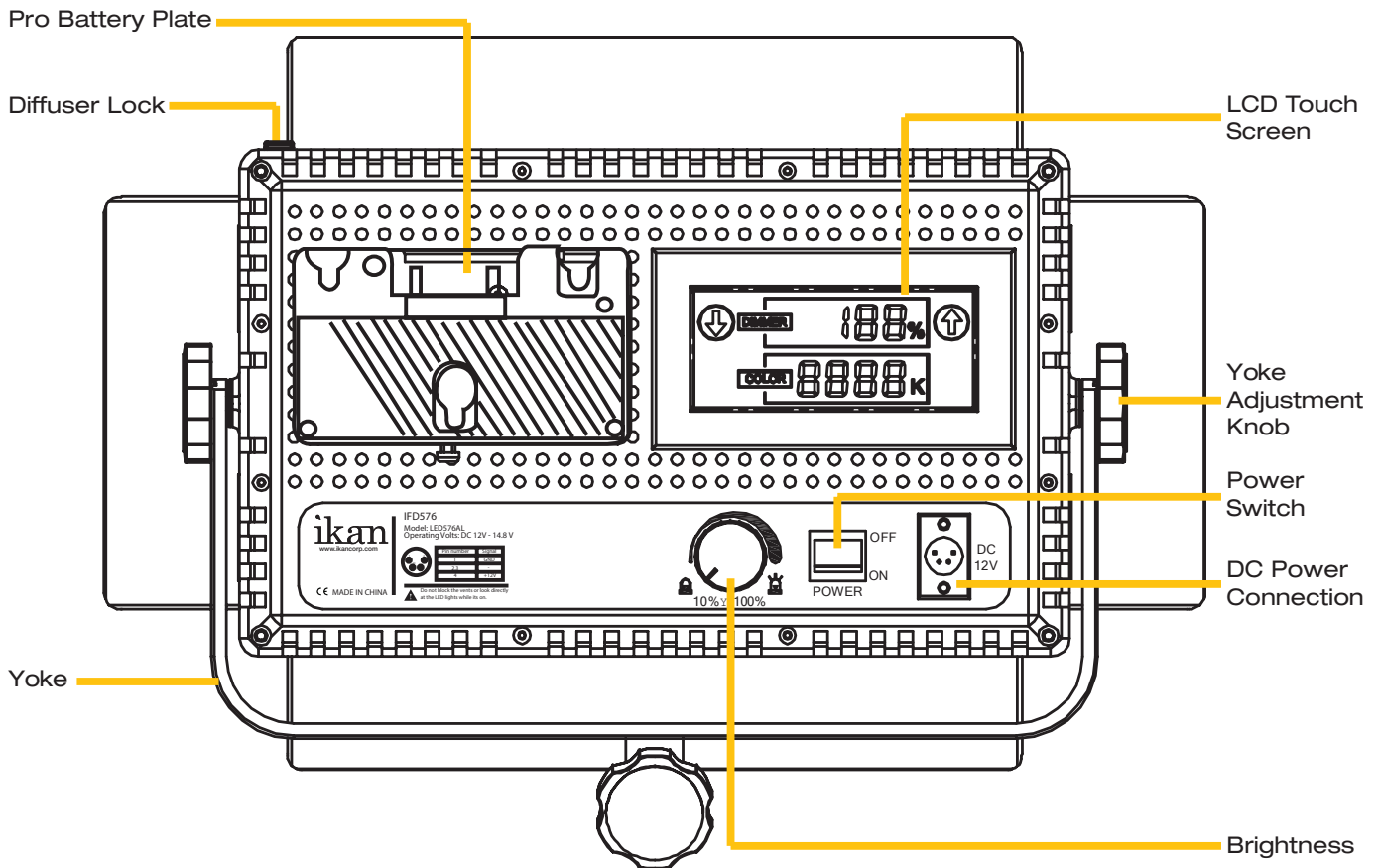
- 1 x Diffuser
- 1 x IFD576 Light
- 1 x Power Supply
- 1 x Yoke
- 1 x Remote Control
- 1 x AB Mount Plate (Attached)
- 1 x IB-BTE AB to V-Mount Adapter Plate

CHECKED BY

IFD576-SP

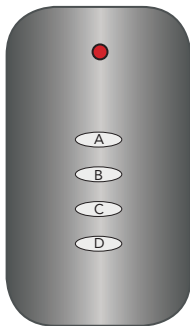
Getting Started

1. Connect the included AC Adapter to power the IFD576-SP light.
2. Turn the light on/off with the power switch.
3. Control the amount of light with the dimmer knob. Adjust the intensity of the light by turning the dimmer knob clock-wise to increase the intensity, and counter clock-wise to reduce it.
4. The IFD576-SP can also be powered by pro battery.



Specifications

Product Specs	
Beam Angle	30°
Build Material	Molded Heavy Duty Plastic
Color Temperature	5600K (±200K)
Control	Local Knob & Touchscreen
Cooling System	Passive Heat Sync
Dimensions	13.5" x 8.5" x 2.75"
Dimming	10-100%
Focusing	NO
Head Type	Daylight
Lens	30°
Light Source	576 0.06 watt LED @ 5600K
Mount	Yoke
Operating Volts	12-24v
Power Supply	12v @3.33 Amps
Rating	120v @ 60Hz
Weight	5 lbs
Shipping Weight	8 lbs
Shipping Dimensions	14" x 18" x 5"



Remote Control Button Functions

Press & hold "A" for 5 seconds to sync remote control to light.
Press "A" to power ON/OFF
Press "B" to adjust 4 levels of light intensity in increments of 25%
Press & hold "B" for 5 seconds to enable/disable sound
Hold down "C" to increase light intensity 0%-100%
Hold down "D" to decrease light intensity 100%-0%

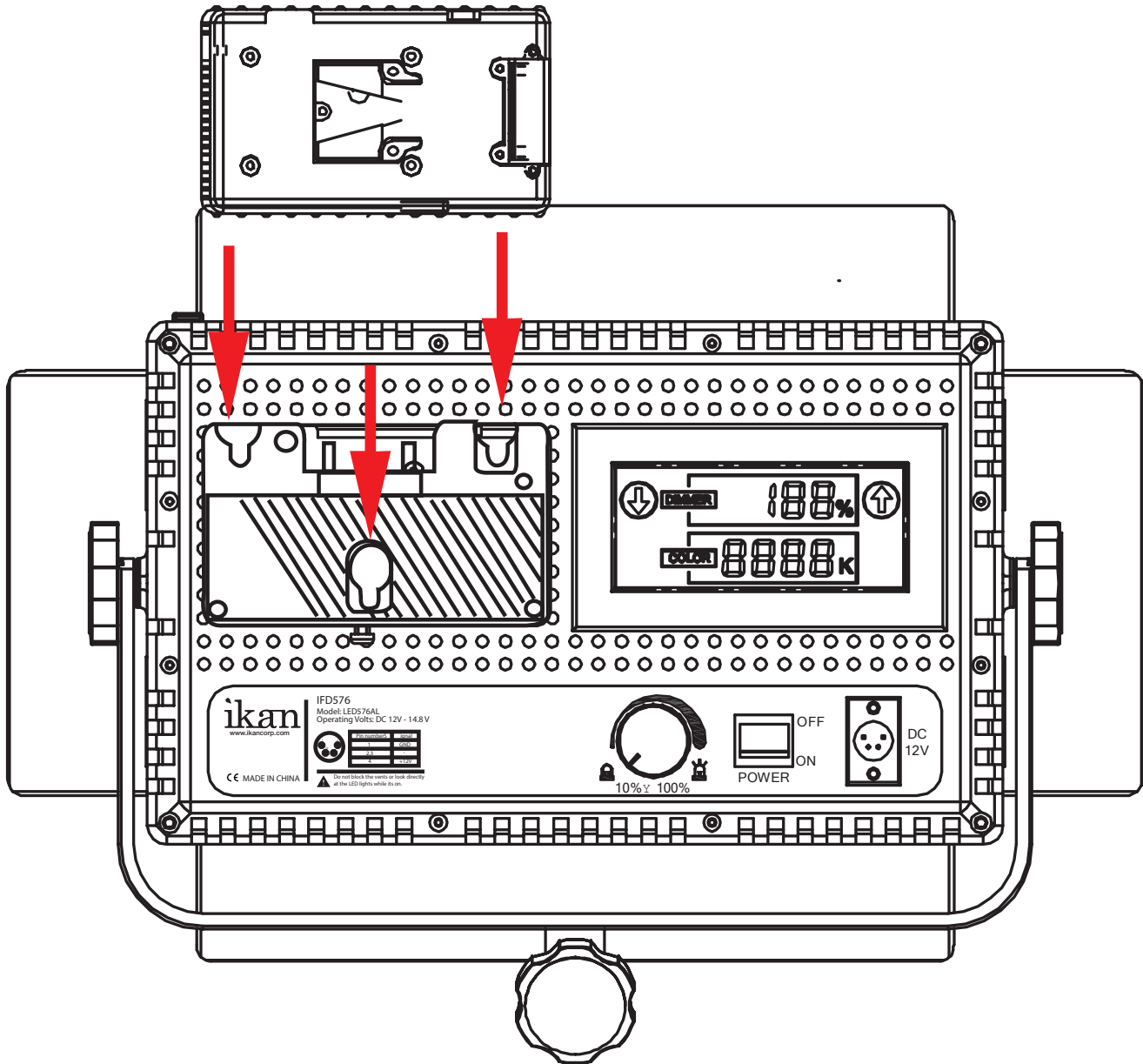


Optional Accessories

IB-L130A AB-Mount Professional Battery
IB-L130S V-Mount Professional Battery
IB-LD160 A
IB-LD160 S
C-2KA-KIT
C-2KS-KIT

IFD576-SP

Connecting AB-Mount to V-Mount



Learn More

More dynamic information at official website: www.ikancorp.com

Support

Contact email: support@ikancorp.com

CONDITIONS OF WARRANTY SERVICE

- Free service for one year from the day of purchase if the problem is caused by manufacturing errors.
- The components and maintenance service fee will be charged if the warranty period is expired.

Free Service will not be Provided in the Following Situations:(*Even if the product is still within the warranty period.)

- Damage caused by abuse or misuse, dismantling, or changes to the product not made by the company.
- Damage caused by natural disaster, abnormal voltage, and environmental factors, etc.