

# IFD576-2PT-KIT

Kit w/ 2 IFD576 Lights w/ AB and V-Mount Plates

## QUICK START GUIDE



### What's Included

- 2 x IFD576 LED Lights
- 2 x HD Stands
- 1 x Light Bag
- 1 x Stand Bag
- 2 x Gold Mount Battery Plate
- 2 x Gold to V-Mount Adapter Plate
- 2 x Diffusers
- 2 x Remote Controls

<b>CHECKED BY</b>

ikan

[www.ikancorp.com](http://www.ikancorp.com)

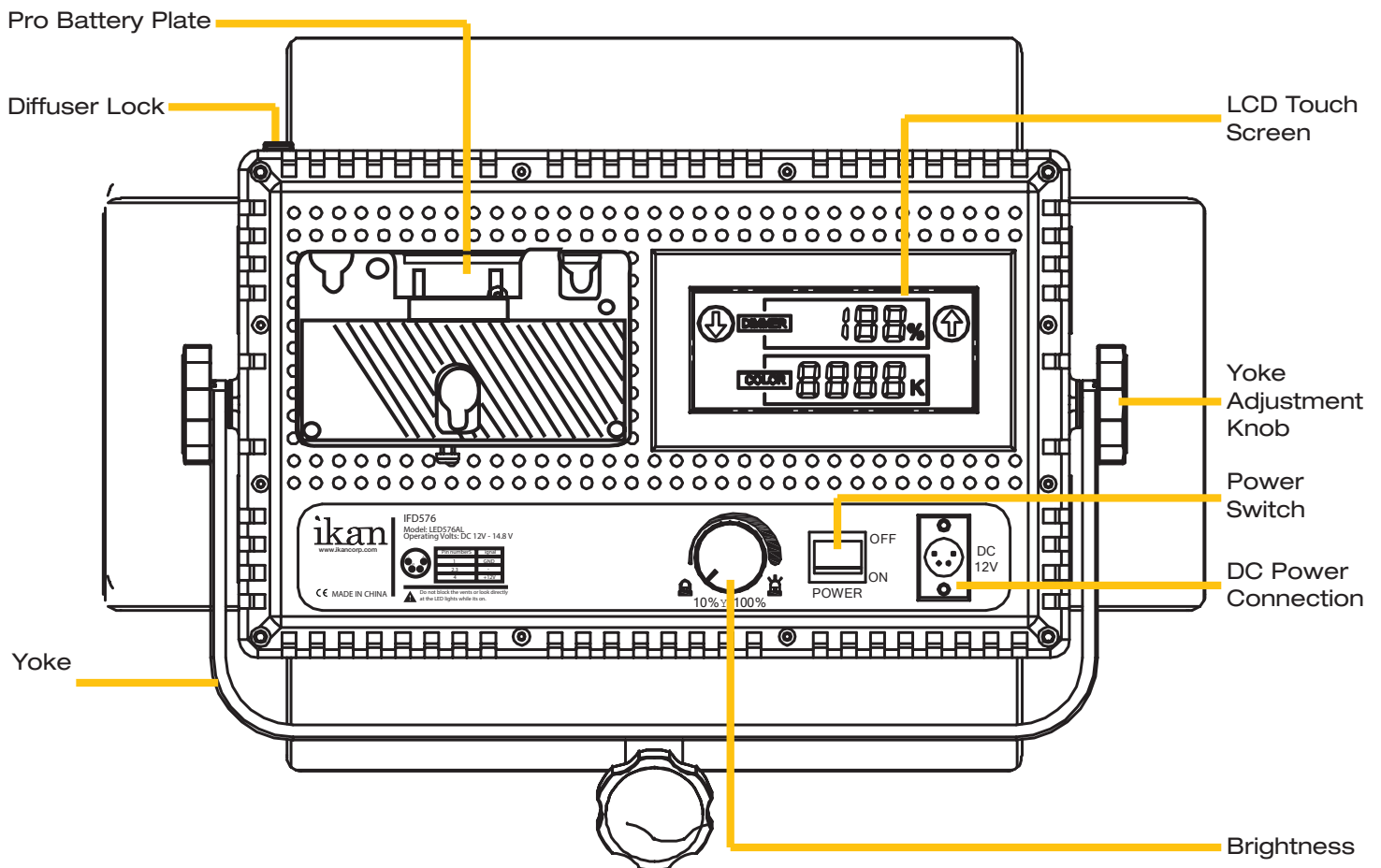
[support@ikancorp.com](mailto:support@ikancorp.com)

713.272.8822

© 2015 ikan Corporation. All rights Reserved

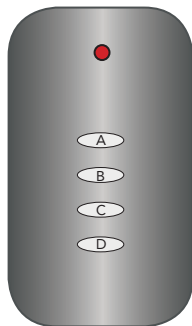
# Getting Started

1. Connect the included AC Adapter to power the IFD576 light.
2. Turn the light on/off with the power switch.
3. Control the amount of light with the dimmer knob. Adjust the intensity of the light by turning the dimmer knob clock-wise to increase the intensity, and counter clock-wise to reduce it.
4. The IFD576 can also be powered by pro battery.



# Specifications

Product Specs	
Beam Angle	60°
Build Material	Heavy Duty Plastic
Control	Local Knob & Touchscreen
Cooling System	Passive Cooling
Dimming	0-100%
Focusing	NO
Foot Candles	520.6
Head Type	Daylight
Lens	60° Lens
Light Source	576 0.06 watt LED @5600K
Mount	Yoke
Operating Volts	12-24v
Power Supply	12v @ 3.33 Amps
Rating	120v @ 60 Hz
Yoke	60°
Fixture Size	14" x 8.5" x 2.75 In.
Fixture Weight	4 lbs
Shipping Dimensions	22 x 18 x 16 In.
Shipping Weight	24 lbs



## Remote Control Button Functions

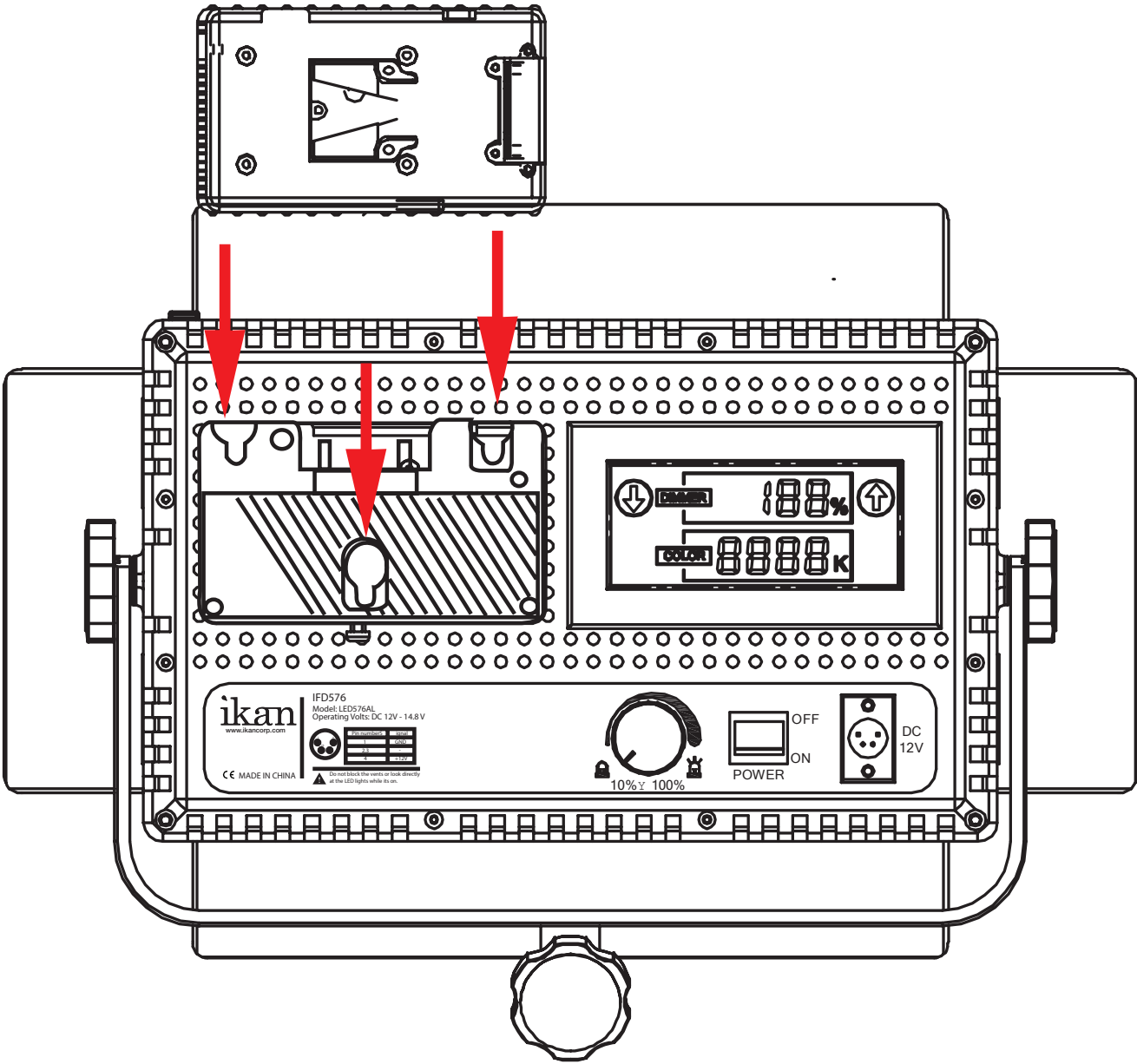
Press & hold "A" for 5 seconds to sync remote control to light.  
 Press "A" to power ON/OFF  
 Press "B" to adjust 4 levels of light intensity in increments of 25%  
 Press & hold "B" for 5 seconds to enable/disable sound  
 Hold down "C" to increase light intensity 0%-100%  
 Hold down "D" to decrease light intensity 100%-0%



## Optional Accessories

IB-L130A AB-Mount Professional Battery  
 IB-L130S V-Mount Professional Battery  
 IB-LD160 A  
 IB-LD160 S  
 C-2KA-KIT  
 C-2KS-KIT

# Connecting AB-Mount to V-Mount



## **Learn More**

More dynamic information at official website: [www.ikancorp.com](http://www.ikancorp.com)

## **Support**

Contact email: [support@ikancorp.com](mailto:support@ikancorp.com)

### **CONDITIONS OF WARRANTY SERVICE**

- Free service for one year from the day of purchase if the problem is caused by manufacturing errors.
- The components and maintenance service fee will be charged if the warranty period is expired.

Free Service will not be Provided in the Following Situations:(\*Even if the product is still within the warranty period.)

- Damage caused by abuse or misuse, dismantling, or changes to the product not made by the company.
- Damage caused by natural disaster, abnormal voltage, and environmental factors, etc.