

# IFB576-2PT-KIT

Kit w/ 2 IFB576 Lights w/ AB & V-Mount Plates

## QUICK START GUIDE



### What's Included

- 2 x IFB576 LED Lights
- 2 x HD Stands
- 1 x Light Bag
- 1 x Stand Bag

### Additional Quickstart Guides

- IFB576 LED Light QSG

<b>CHECKED BY</b>

ikan

[www.ikancorp.com](http://www.ikancorp.com)

[support@ikancorp.com](mailto:support@ikancorp.com)

713.272.8822

© 2015 ikan Corporation. All rights Reserved

# IFB576

576 Featherweight Bi-Colored LED Light

## QUICK START GUIDE



### What's Included

- 1 x IFB576
- 1 x Yoke
- 1 x Remote Control
- 1 x Diffuser
- 1 x AC Adapter + Power Cord
- 1 x AB Mount Plate (Attached)
- 1 x IB-BTE AB to V-Mount Adapter Plate



ikan

[www.ikancorp.com](http://www.ikancorp.com)

[support@ikancorp.com](mailto:support@ikancorp.com)

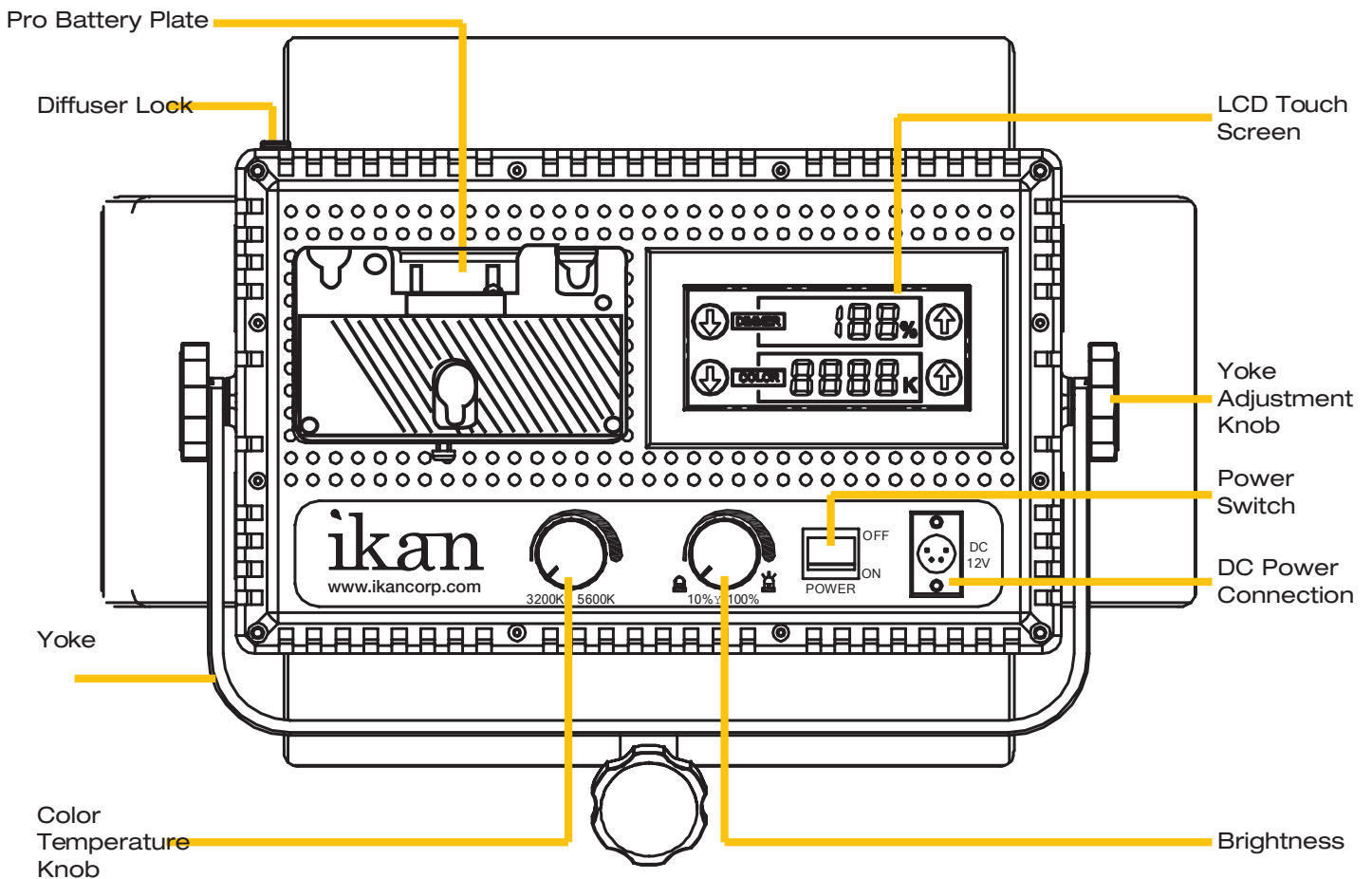
713.272.8822

© 2015 ikan Corporation. All rights Reserved

# I FB576

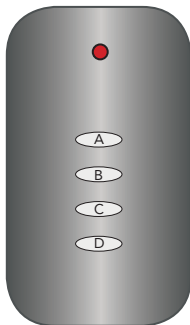
## Getting Started

1. Connect the included AC Adapter to power the I FB576 light.
2. Turn the light on/off with the power switch.
3. Control the amount of light with the dimmer knob. Adjust the intensity of the light by turning the dimmer knob clock-wise to increase the intensity, and counter clock-wise to reduce it.
4. The I FB576 can also be powered by pro battery.



## Specifications

Product Specs	
Beam Angle	60°
Build Material	Heavy Duty Plastic
Color Temperature	3200K (±100) / 4000(±100K) / 5600(±100K)
Control	Local Knob Control & Touchscreen
Cooling System	Passive Cooling
Dimming	0-100%
Fixture Size	14" x 8.5" x 2.75"
Focusing	NO
Foot Candles	323.9 / 409.0 / 587.2
Head Type	Bi-Color
Lens	60° Lens
Light Source	288 0.06watt LED @ 5600K / 288 0.06watt LED @ 3200K
Mount	Yoke
Power Supply	12v @ 3.33 Amps
Rating	120v @ 60Hz
Fixture Weight	4 lbs
Shipping Weight	25 lbs



### Remote Control Button Functions

Press & hold "A" for 5 seconds to sync remote control to light.  
 Press "A" to power ON/OFF  
 Press "B" to adjust 4 levels of light intensity in increments of 25%  
 Press & hold "B" for 5 seconds to enable/disable sound  
 Hold down "C" to increase light intensity 0%-100%  
 Hold down "D" to decrease light intensity 100%-0%

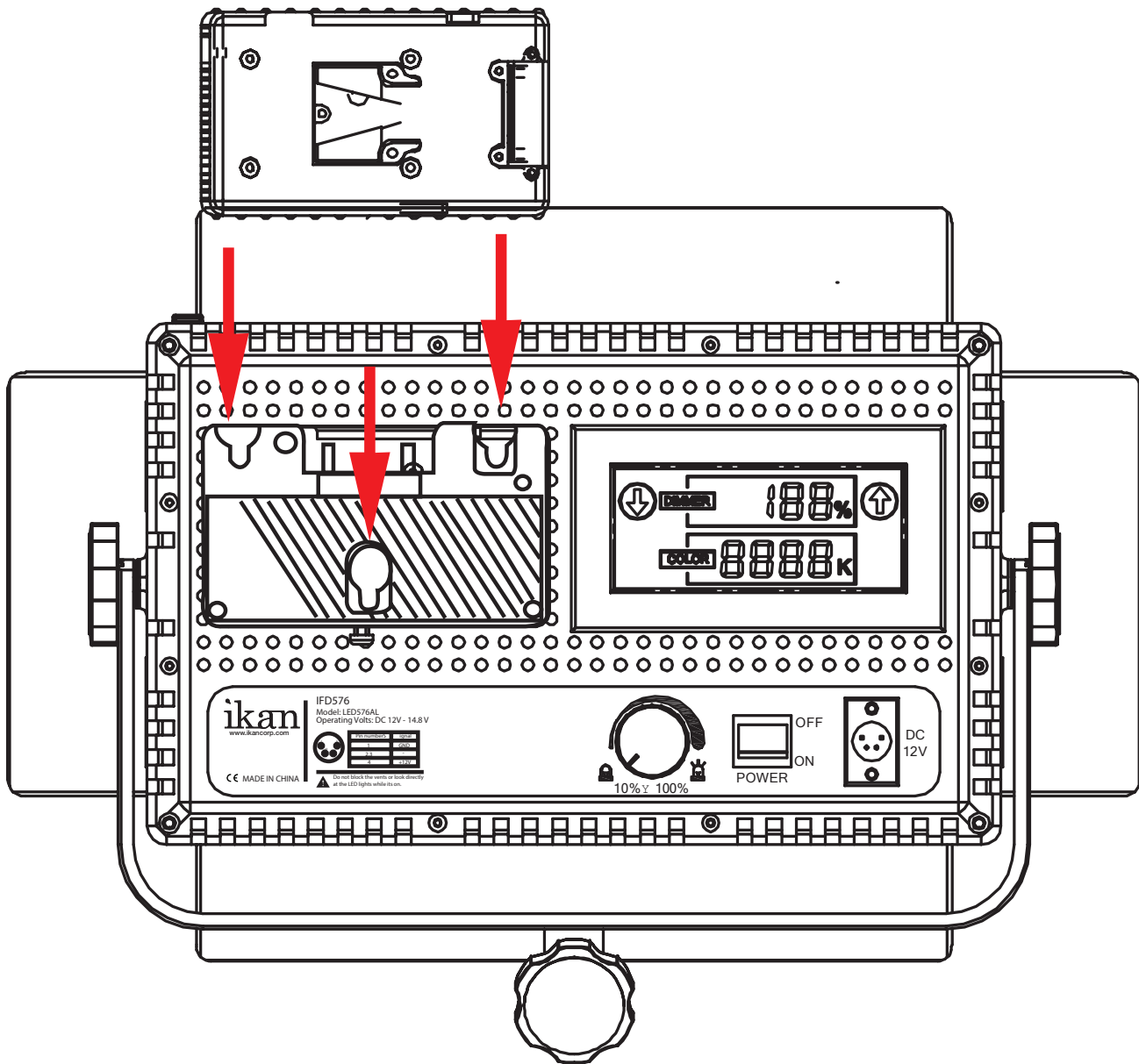


### Optional Accessories

<b>C-2KA-KIT</b>	C-2KA-KIT
<b>C-2KS-KIT</b>	C-2KS-KIT
<b>PWRGP-1</b>	PWRGP-1
<b>IB-L130A</b>	IB-L130A
<b>IB-L 130S</b>	IB-L 130S
<b>IB-LD160</b>	IB-LD160

# IFB576

## Connecting AB-Mount to V-Mount



## Learn More

More dynamic information at official website: [www.ikancorp.com](http://www.ikancorp.com)

## Support

Contact email: [support@ikancorp.com](mailto:support@ikancorp.com)

### CONDITIONS OF WARRANTY SERVICE

- Free service for one year from the day of purchase if the problem is caused by manufacturing errors.
- The components and maintenance service fee will be charged if the warranty period is expired.

Free Service will not be Provided in the Following Situations:(\*Even if the product is still within the warranty period.)

- Damage caused by abuse or misuse, dismantling, or changes to the product not made by the company.
- Damage caused by natural disaster, abnormal voltage, and environmental factors, etc.