



The magic life in the image world

E-IMAGE

EP880SK Pedestal



182.0cm
71.7in



3.0-28.0kg
6.6-61.7lbs



102.5cm
182.5in



28.5kg
15.0lbs



38.0cm
15.0in



100mm

Component:

Fluid head	GH25
Pedestal	EP880S
Dolly	E7007



Pneumatic column pedestal system



Air-pressure in the pneumatic column can be adjusted



Fluid head with 100mm ball



Double-wheel 125mm casters with adjustable cable guards



The magic life in the image world

E-IMAGE

GH25 100mm Fluid Head



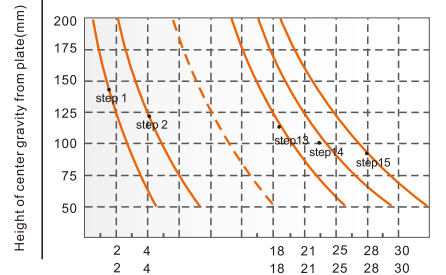
100mm



3.0-28.0kg
6.6-61.7lbs

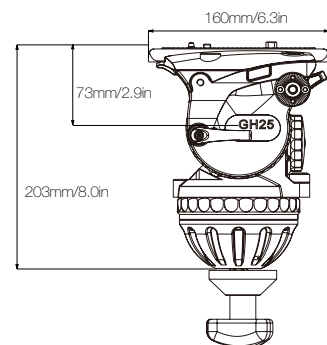


1-15



Balance Chart

Total Load Kg



FEATURES



7 plus 0 grades of pan & tilt drag



15 steps of counterbalance



Illuminated leveling bubble



Additional standard 1/4" & 3/8" screw holes

SPECIFICATIONS

Model	GH25
Payload Range	3.0-28.0kg / 6.6-61.7lbs
Counterbalance Range	1-15
Grades Of Pan Drag	0-7
Grades Of Tilt Drag	0-7
Tilt Range	-65°/+90°
Temperature Range	-40°C~+80°C
Bowl Size	100mm
Net Weight	4.2kg / 9.2lbs









The magic life in the image world

E-IMAGE

EP880S Pedestal



-  165.0cm
65.0in
-  30.0kg
66.1lbs
-  86.0cm
33.9in
-  23.9kg
52.7lbs
-  38.0cm
15.0in
-  100mm

Component:

Pedestal	EP880S
Dolly	EI7007




Pneumatic column pedestal system



Air-pressure in the pneumatic column can be adjusted



Ergonomic hand wheel



Double-wheel 125mm casters with adjustable cable guards




The magic life in the image world

E-IMAGE

EI-7007 Super dolly

Designed for pedestal system and other heavy duty system. The 125mm/5inch wheels with cable guard can be individually braked, also the movement direction can be fixed.

Folds for transporting.



10,7kg
23,6lbs



100cm
39,4in



100,0kg
220,5lbs



125mm
5,0in

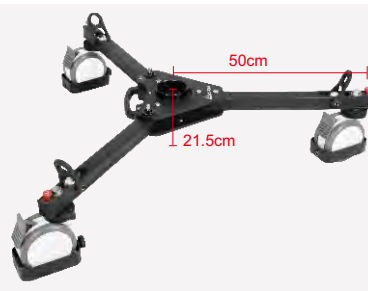


21,5cm
8,5in

FEATURES



Pull the knob to extend the dolly, easy to go out.



Height : 21.5cm / 8.5in
Radius: 50cm / 19.7in



Casters diameter: 125mm / 4.9in.



The rubber wheels are non-marring during normal use, protecting the floor surface. Each wheel incorporates its own foot-activated brake.



Cable guards and brakes.



Supports up to 100kg of tripod, camera and accessories.



The magic life in the image world

E-IMAGE

GB3 Pan bar

Telescopic pan bar for GH08L, GH10L, GH15, GH25 heads



SPECIFICATIONS

L	Length range	405-605mm / 15.9-23.8in
W	Net weight	385g / 0.8lbs