

## DH5e-V2



Delta 5" On-Camera 4K HDMI Monitor with 3D LUTs

**What's Included**

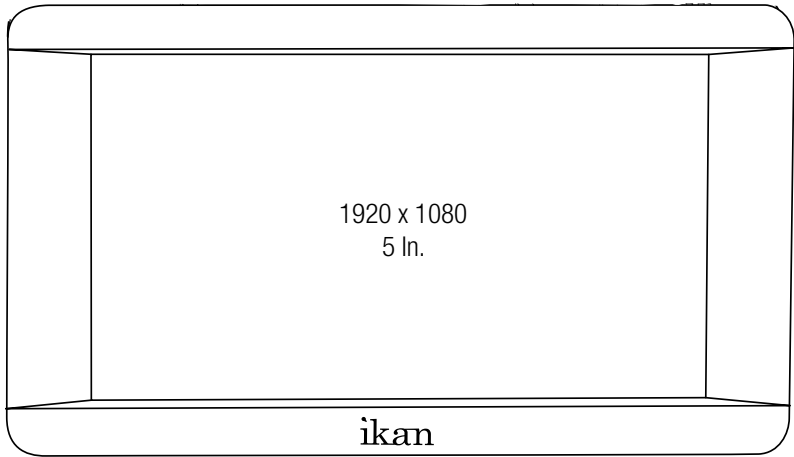
- ☐ 1 x DH5e-V2 Monitor
- ☐ 1 x L Series Battery Plate
- ☐ 1 x AC Adapter
- ☐ 1 x Screen Cleaning Wipe
- ☐ 1 x Screen Protection Film
- ☐ 1 x Shoe Mount
- ☐ 1 x Sunhood



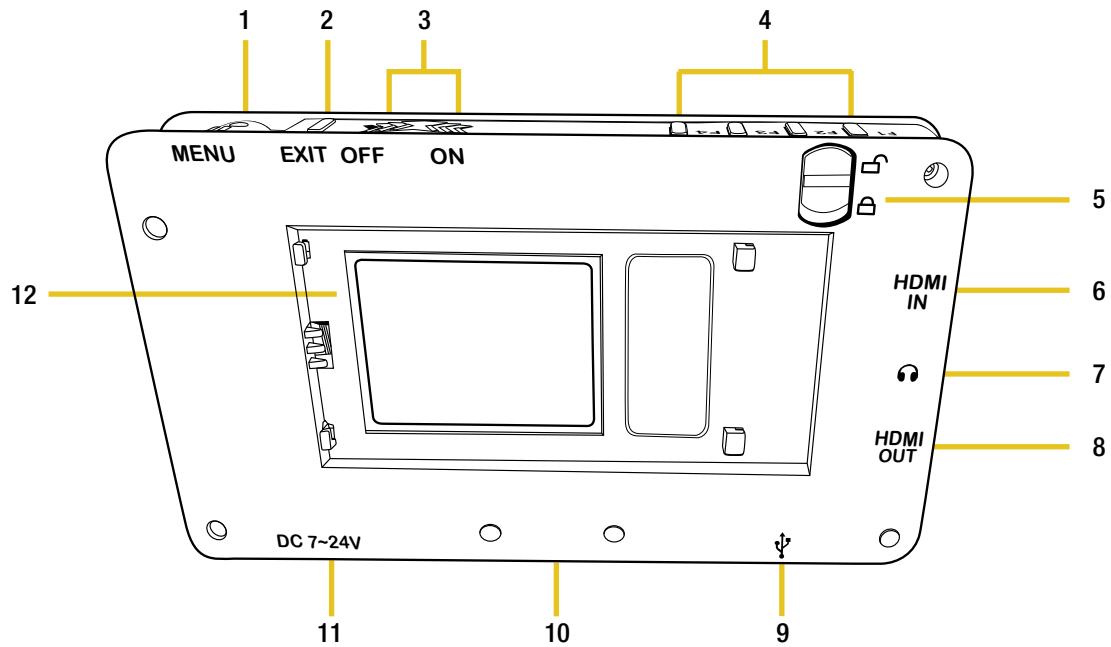
Getting Started

Touch Functions

FRONT



BACK



- 1. Menu Button - Scroll Wheel**  
Used to enter and navigate the menu.

**2. Exit / Aspect**  
Used to exit the menu.

**3. Power Button**  
Power ON/OFF

**4. Function Buttons**  
Functions can be selected in the menu.

**5. Battery Plate Lock**  
Locks Battery Plate

**6. HDMI Input Terminal**
- 7. 3.5mm Headphone Output**

**8. HDMI Output Terminal**

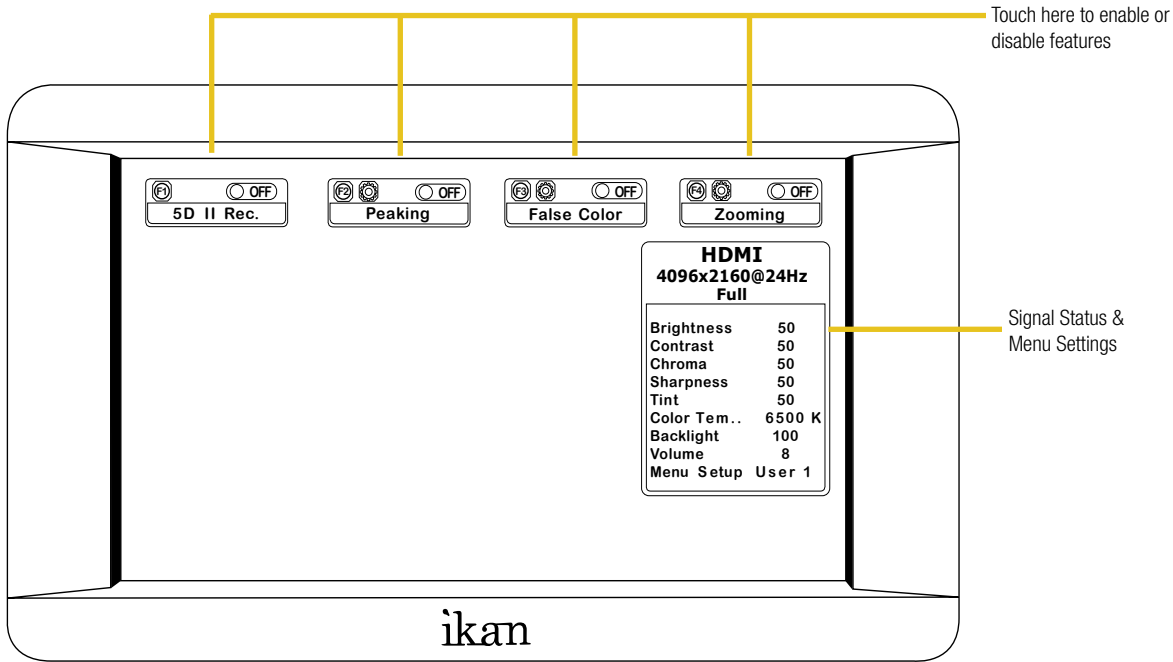
**9. USB Connector**  
Used for Software Updates

**10. 1/4"-20 Threaded Insert**

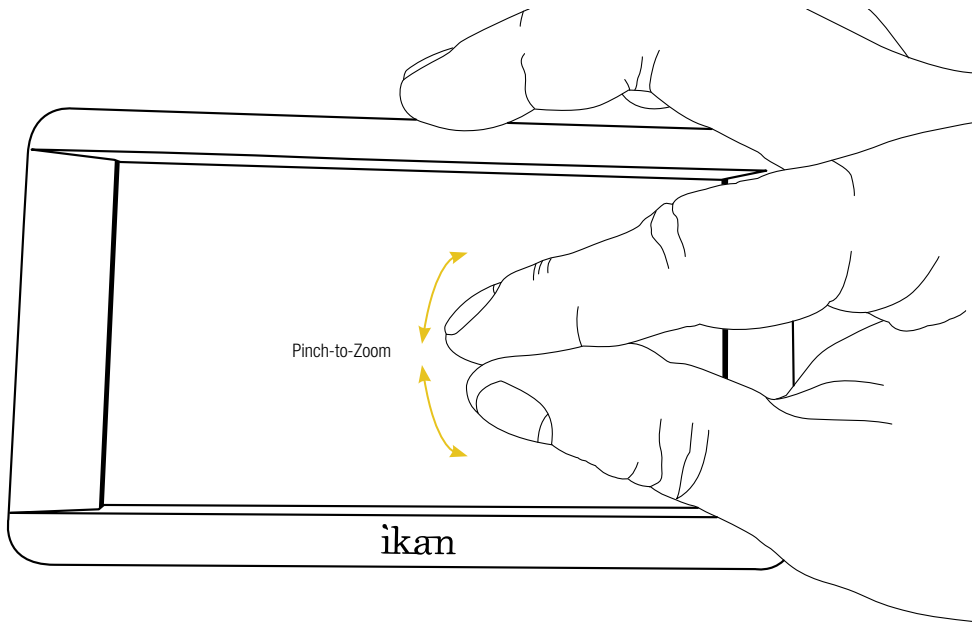
**11. DC 7-24V Power Terminal**  
Standard DC Connection

**12. DV Battery Plate Slot**  
Used for mounting DV Battery plate

1. Tap the screen to bring up the status display. From here you can check various settings. You can also see current menu settings. In addition, you can enable and disable features mapped to the function buttons.



2. Pinch-to-Zoom allows you to zoom into your image by using your fingertips, similar to your smartphone!

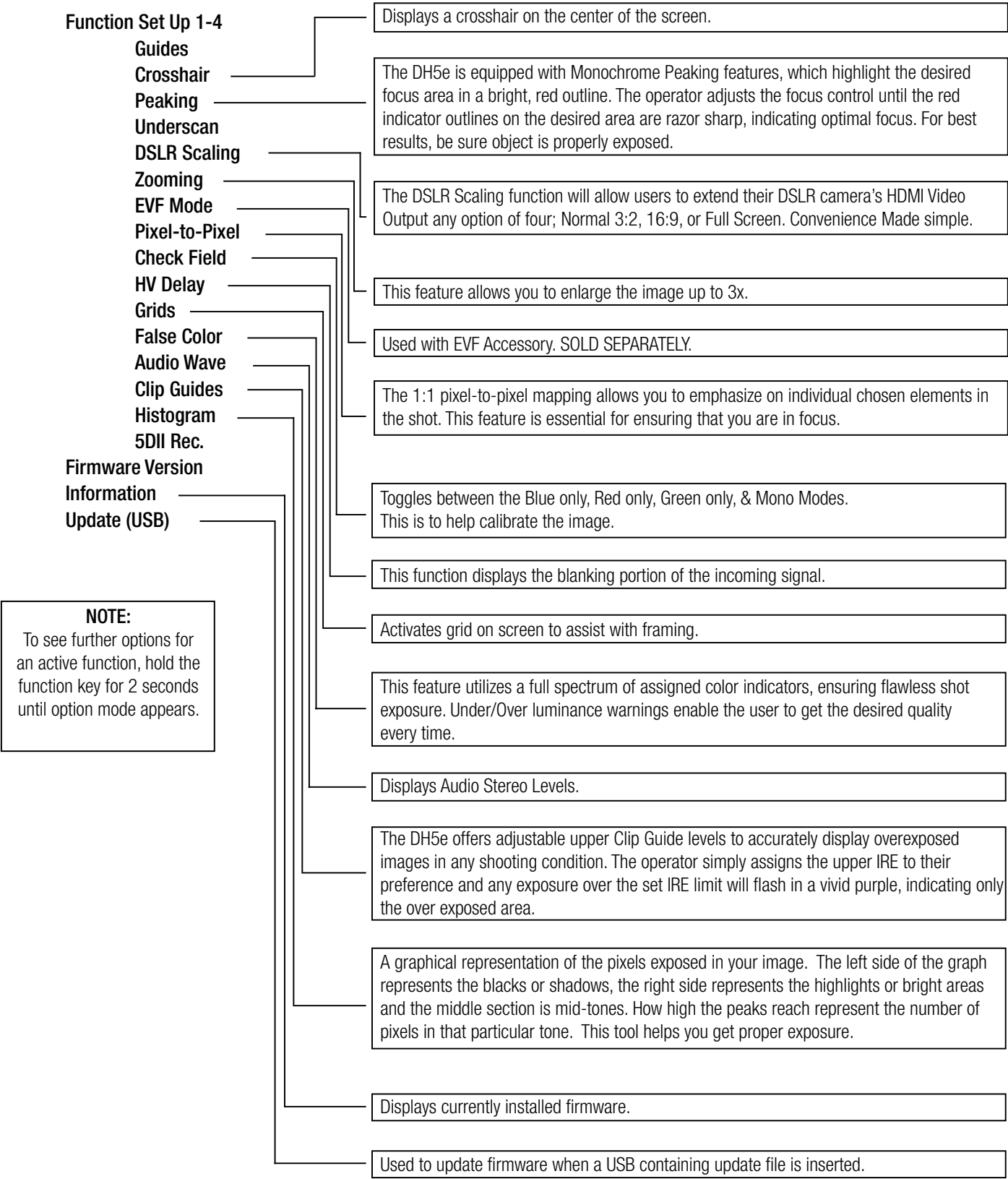


Button Notes

Guide Masks	Toggle between the following: 80%, 90%, 15:9, 4:3, 1.5:1, 1.85:1, 2:1, 2.35:1, Custom
Crosshair	Activates Crosshair on center of screen.
Grids	Activates grid on the screen to assist with framing.
Video Config	Brightness: 0-100 Contrast: 0-100 Chroma: 0-100 Sharpness: 0-100 Tint: 0-100
Color Temperature	5600K, 6500K, 9300K, Manual
Backlight	Allows user to fine tune the intensity of the LCD Panel's backlight.
Aspect	Allows user to change the aspect ratio of the image.
System Config	OSD - Language: Choose between English & Chinese for OSD. OSD - Duration: Choose how long the menu stays active without activity. OSD - Transparency: Choose from low, medium, high, or off. MENU Setup - Allows 5 users to save menu settings. System Reset - Reset Settings to factory defaults.
Display Flip Mode	On/Off H Flip - Horizontal Flip On/Off V Flip - Vertical Flip On/Off OSD - Flip Mode - On/Off - Allows you to flip the On-Screen display to match the video. H Flip - Horizontal Flip On/Off V Flip - Vertical Flip On/Off
Touch Control	On/Off - Allows you to enable or disable the touch screen.
LUT Config	Stored from USB - Access up to 20 LUTs saved from USB USB Looks - Access 3D LUTs stored on USB drive. Press menu wheel twice on highlighted LUT to save to device.

Function Set Up on following page.

Function Set Up



Specifications

Aspect Ratio	16 x 9
Backlight	LED
Brightness	450 cd/m2
Build Material	Heavy Duty Plastic
Color Depth	16.7 Million
Color System	PAL/NTSC/SECAM (Auto-Detected)
Contrast Ratio	1100:1
Dimensions	5.5 x 3.2 x 0.7 in. 142 x 82 x 20 mm
Input Voltage	DC 7V - 24V
Inputs	HDMI
Outputs	HDMI
Pixel Pitch	0.01925×0.05775 (mm)
Power Consumption	6W

Resolution	1920 x 1080
Response Time	20ms
Screen Size	5"
Shipping Dimensions	3 x 14.75 x 7.75 in. 76.2 x 374.6 x 196.8 in.
Shipping Weight	2 lb 0.91 kg
Viewing Angle	160° horizontal/160° vertical
Fixture Weight	0.2 lb 0.1 kg

Learn More

More dynamic information at official website: [www.ikancorp.com](http://www.ikancorp.com)

Support

Contact email: [support@ikancorp.com](mailto:support@ikancorp.com)

Supported Video Signals Specifications

HDMI	720x480i & 720x480p @ 59.94, 60 Hz 720x576i @ 50 Hz 1280x720p @ 23.98, 24, 25, 29.94, 30, 50, 59.94, 60 Hz 1920x1080i @ 50, 59.94, 60 Hz 1920x1080psf @ 24, 25, 29.97, 30 Hz 1920x1080p @ 23.98, 24, 25, 29.94, 30, 50, 59.94, 60 Hz 3840x2160p @ 24, 25, 30 Hz 4096x2160p @ 24 Hz
------	---

Optional Accessories

Some other products that work well with this item available from Ikan include:

- MA207

7 in. Articulating Arm
- MA211

11 in. Articulating Arm
- MA211-R

11 in. Articulating Arm w/ Single Rod Mount

CONDITIONS OF WARRANTY SERVICE

- Free service for one year from the day of purchase if the problem is caused by manufacturing errors.
- The components and maintenance service fee will be charged if the warranty period is expired.

Free Service will not be provided in the following situations: (\*Even if the product is still within the warranty period.)

- Damage caused by abuse or misuse, dismantling, or changes to the product not made by the company.
- Damage caused by natural disaster, abnormal voltage, and environmental factors, etc.

©2018 Ikan Corporation. All rights reserved